



T.C. DIŐIŐLERİ BAKANLIĐI
Avrupa BirliĐi BaŐkanlıĐı
TÜRKİYE ULUSAL AJANSI

Avrupa BirliĐi EĐitim ve Gençlik Programları Merkezi BaŐkanlıĐı (Türkiye Ulusal Ajansı)

2022



T.C. DIŐIŐLERİ BAKANLIĐI
Avrupa BirliĐi BaŐkanlıĐı
TÜRKİYE ULUSAL AJANSI

Avrupa DayanıŐma Programı (ESC)

2021-2027

Avrupa Dayanışma Programı

- ➔ Savunmasız insanları desteklemek
- ➔ Toplumsal sorunlara cevap vermek
- ➔ İnsani yardım sağlayabilmek

için gençleri bir araya getirmektedir.

Avrupa Dayanışma Programı

Gençlerin

-  Kişisel
-  Eğitimsel
-  Sosyal
-  Sivil
-  Mesleki

Kendi ülkelerinde yurtdışında topluma yarar sağlayan projelerde gönüllü olmaları veya dayanışma projelerinde yer almalarını sağlamaktadır.

gelişimlerini teşvik eder.

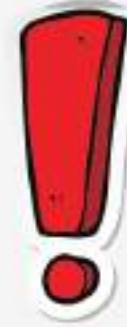
Avrupa Dayanışma Programı



1 Milyar Avro

En az **270.000** Genç

Avrupa Genelinde



Gönüllülük ve Dayanışma programları başvuruları için 18-30 yaş arasında olmak gerekirken İnsani Yardım projeleri başvuruları için 18-35 yaş arası olmak gerekir.

Avrupa Dayanışma Programı Öncelikler



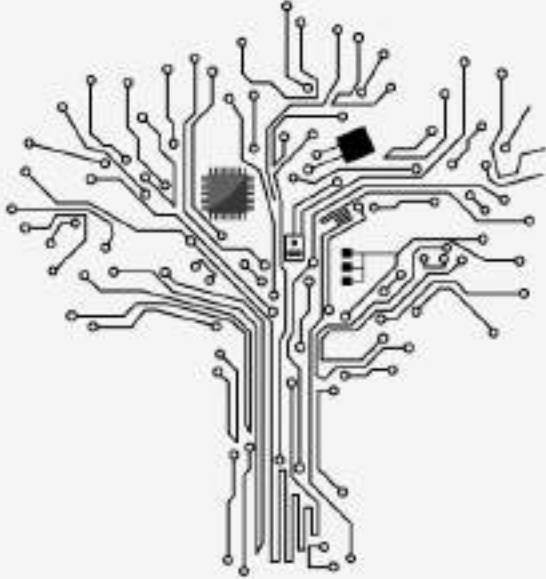
Dijital Dönüşüm (Dijital Gündem)

İklim, Çevre ve Sürdürülebilirlik

Dahil Etme ve Çeşitlilik

Aktif Katılım

Dijital Dönüşüm (Dijital Gündem)



Tüm alanlarda dijital teknolojiler, yenilikçi ve açık pedagojiler geliştirilmesi ve kullanılması:

- bilgi, iletişim ve teknoloji araçlarının etkin kullanımı,
- fiziksel hareketlilik ve sanal araçların birleşik kullanımı,
- sanal öğrenme ve sanal işbirliği

İklim, Çevre ve Sürdürülebilirlik



Tüm alanlarda çevre ve iklim değişikliği ve sürdürülebilirlik konularında farkındalık:

- kaynakları koruma,
- enerji kullanımını azaltma,
- atık ve karbon ayak izi emisyonlarını telafi etme,
- sürdürülebilir gıda ve ulaşım seçeneklerini tercih etme

Dahil Etme ve Çeşitlilik



Tüm alanlarda eşit fırsatlar, erişim, kaynaştırma, çeşitlilik fırsatları sunulması

- Engellilik durumu
- Sağlık problemleri
- Eğitim sistemleri ile ilgili engeller
- Kültürel farklılıklar
- Sosyal engeller
- Ekonomik engeller
- Ayrımcılıktan kaynaklanan engeller
- Coğrafik engeller

Aktif Katılım



- Avrupa apında demokratik hayata katılım,
- Genlerin yařamlarını etkileyen konular hakkında bilgi ve farkındalık oluřturma

Avrupa Dayanışma Programı

Ülke Merkezli Desteklenen Faaliyetler

1 GÖNÜLLÜLÜK PROJELERİ

2 DAYANIŞMA PROJELERİ

Merkezi Faaliyetler

1 YÜKSEK ÖNCELİKLİ ALANLARDA GÖNÜLLÜLÜK PROJELERİ

2 İNSANİ YARDIM GÖNÜLLÜLÜK PROJELERİ

Avrupa Dayanışma Programı

- 1 ESC50-ESC Kalite Sertifikası Başvurusu
- 2 ESC51-Gönüllülük Projeleri
- 3 ESC30-Dayanışma Projeleri
- 4 Yüksek Öncelikli Alanlarda Gönüllülük
- 5 İnsani Yardım Gönüllülük Projeleri

Avrupa Dayanışma Programı

"Gönüllülük Projeleri" Nedir?

Gençlerin toplumsal zorluklara, ihtiyaçlara cevap vermeye yönelik oluşturulan dayanışma faaliyetlerine ücretsiz katılım sağlaması için fırsat sunan projelerdir.

- ✓ 18-30 yaş arası gençler
- ✓ 2-12 ay / 2 hafta - 2 ay arasında
- ✓ Haftada en az 30 en fazla 38 saat
- ✓ Ulusal ya da uluslararası



Avrupa Dayanışma Programında yer almak için kurumların, Kalite Sertifikası almaları gerekmektedir. Gençler Kalite Sertifikası bulunan kurumlara başvuru yapmalıdır.

Avrupa Dayanışma Programı

"Gönüllülük Projeleri" Ne Değildir?

- ✗ Staj programı
- ✗ Ücretli Çalışma
- ✗ Dil Kursu
- ✗ Turistik Gezi

Avrupa Dayanışma Programı

Bireysel Gönüllülük

- ✓ Gençlere kuruluşların günlük işlerinde yardımcı olmalarına imkân veren 2-12 ay süren tam zamanlı ücretsiz etkinliklerdir.



- ✓ Katılımcılar sınır ötesi veya kendi ülkelerinde sosyal dahil etme, çevre, kültür ve diğer konuları içeren projelerde gönüllülük yapabilirler.

Avrupa Dayanışma Programı

Gönüllü Takımlar

- ✓ 10-40 kişilik gruplarla en az iki farklı ülkeden gelen gençlerin 2 hafta ile 2 ay arasında birlikte gönüllülük yaptığı projelerdir.
- ✓ Faaliyet örnekleri; sığınma kamplarında eğitim faaliyetleri, tarihi mirasın restorasyonu, soyu tükenmekte olan canlıların korunması vb.)



- ✓ Katılımcıların en az 4'te 1'i faaliyet olduğu ülkeye başka bir ülkeden katılım sağlamalıdır.

Gönüllülük Faaliyetine Katılmak için Gençler Ne Yapmalı?



Gönüllü Adayı Genç

"Avrupa Gençlik Portalı'na" Kayıt Olmalıdır.



Bir gönüllülük projesinde yer alabilmek için sadece 1 belge gereklidir;

Öz Geçmiş

1

Europass CV formatında hazırlanmalıdır

Avrupa Gençlik Portalı 1

The screenshot displays the European Youth Portal website. At the top, there is a navigation bar with the European Union logo and the text "European Union". Below this, there is a search bar and a "Discover!" button. The main content area features a large banner with the text "WELCOME ABOARD!" and a sub-header "The European Youth Portal offers young people information on opportunities in Europe and beyond." Below the banner, there is a "Read more about the Portal" button. The "Read the latest news" section contains four news cards:

- Announcement of the DiscoverEU results** (Thu, Jan 2)
- Call for the next Blue Book trainees** (Wed, Jan 2)
- France takes over the rotating presidency of the Council of the...** (Mon, Jan 1)
- General Online Training: 4 new courses available** (Mon, Dec 29)

Avrupa Gençlik Portalı 2

← → ↻ https://youth/erasmus/young-people/about_en

About | **Get involved** | **Get started** | News | Events | Stories | **EU initiatives** | **EU Youth Strategy** | **Cooperation**

official group

Quiz
Which activity fits you best?

- employment and entrepreneurship
- Development and cultural projects
- Health and wellbeing
- Physical education and sport
- Working with refugees and migrants
- Social challenges
- Gender equality and diversity
- And many more ...

Age limit

If you decide to join the European Solidarity Corps, remember that you can register from the age of 17, but you can't start a project until you are 18.
Participation is open to age 30.

Requirements

Firstly, by joining, you commit to supporting the [European Solidarity Corps activities](#).

Then you should have that:

- you can only ever take part in 1 long-term volunteering activity (3-12 months), but you can still do team volunteering activities and take part in Solidarity Projects, jobs and traineeships
- if you take part in a short-term individual volunteering activity (up to 2 months), you can do:
 - lots of up to 1 long-term activity
 - or team volunteering activities and take part in Solidarity Projects, jobs and traineeships

How does it work?

After registering in the European Solidarity Corps portal, you'll have access to a personal dashboard, where you'll find published opportunities to volunteer, work, train and more.

Also, if people suggest yourself as available, you might be contacted by organisations that want to match you with their projects.

Joining the European Solidarity Corps

REGISTER WITH THE CORPS

You have a social media account or email address: [View our 2023 Solidarity Corps](#)


Share this page

[Twitter](#) [Facebook](#) [LinkedIn](#) [E-mail](#) [More share options](#)

Avrupa Gençlik Portalı 3

← → ↻ europa.eu/youth/volunteering/organisations_en

An official website of the European Union - How do you know? ↗

 European Union English EN

Europe > Home > Volunteering > Organisations

EUROPEAN YOUTH PORTAL Search...

About | Get involved | Get involved | News | Events | Stories | EU initiatives | EU Youth Strategy | Commission

4319 organisations found

Organisation country

Organisation topics

Scale

Organisation diversity

Organisation name

Organisation PIC or UID


Find organisations which can involve young people who need some support.


Database

"Bona Fide Latvia"

Topics

Inclusion, Citizenship and democratic participation, Equality and non-discrimination

 Riga, Latvia


 www.bonafide.lv


065 41011204

"Centre for Community Mobilization and Support" NGO

Topics

Culture, European identity and values, Rural development and urban regeneration

 Aizkraule, Latvia

 www.ccm.lv

PH: 4420071

065 21118001

"Erasmus Student Network - Avestiņien" public union

"Fevča-Raigard"

Topics

Avrupa Gençlik Portalı 4


Erasmus+ YOUTH PORTAL

Search:

Home | Get involved | Overview | News | Events | Stories | EU activities | EU Youth Strategy | Governance

EUROPEAN SOLIDARITY CORPS

European Solidarity Corps
The power of together



European Solidarity Corps Projects

This website provides you with an overview of all projects funded by the European Solidarity Corps programme.

Search Projects

Find Projects

Search by project name or keyword

Project

Completed (R22)

Ongoing (R21)

Topics

Search topics

Inclusion (J45)

Community development (J46)

Highlighted projects

Volunteering in preschool education 2020

Country: **2020**

Volunteering Projects

The long-term objective of the project of Volunteering in Preschool Education 2020 is to offer young people the opportunity to participate in voluntary activities in the Czech-German border region...

Topics

I am included when I work

Keywords

2020

Solidarity Projects

With this project, we want to create a group of young people with fewer opportunities, specifically young people with mental disorders and other associated disorders such as mental health problems...

Topics

Gönüllülük Projelerine Örnek



Proje Türü: Gönüllülük Faaliyeti

Proje Adı: Be Active Be Volunteer

Koordinatör: Dernek

Diğer Ortaklar: Portekiz, Tunus, Azerbaycan, Kuzey Makedonya, Romanya, Hırvatistan ,Yunanistan

Proje Konusu ve Amacı: Proje, gençlerin farklı bir ülkede yaşama tecrübesi, toplumda dayanışmayı geliştirmeyi, gönüllü çalışma, toplumsal fayda, farklı konularda bilgi ve tecrübelerinin geliştirme, farklı tematik konularda etkinlik tasarlama ve gerçekleştirme, sivil toplum faaliyetlerinde aktif rol almalarını amaçlamaktadır.



The image cannot be displayed. Your computer may not have enough memory to open the image, or the image may have been corrupted. Restart your computer, and then open the file again. If the red x still appears, you may have to delete the image and then insert it again.



The image cannot be displayed. Your computer may not have enough memory to open the image, or the image may have been corrupted. Restart your computer, and then open the file again. If the red x still appears, you may have to delete the image and then insert it again.



The image cannot be displayed. Your computer may not have enough memory to open the image, or the image may have been corrupted. Restart your computer, and then open the file again. If the red x still appears, you may have to delete the image and then insert it again.



The image cannot be displayed. Your computer may not have enough memory to open the image, or the image may have been corrupted. Restart your computer, and then open the file again. If the red x still appears, you may have to delete the image and then insert it again.



The image cannot be displayed. Your computer may not have enough memory to open the image, or the image may have been corrupted. Restart your computer, and then open the file again. If the red x still appears, you may have to delete the image and then insert it again.

Bütçe

Dayanışma Projesi

- Proje yönetimi - Aylık 500 €
- Koç masrafı (en fazla - Ülke gruplarına göre değişiyor TR için 74 €
12 gün)
- İstisnai masraf - 7000 € aşamaz





The image cannot be displayed. Your computer may not have enough memory to open the image, or the image may have been corrupted. Restart your computer, and then open the file again. If the red x still appears, you may have to delete the image and then insert it again.



The image cannot be displayed. Your computer may not have enough memory to open the image, or the image may have been corrupted. Restart your computer, and then open the file again. If the red x still appears, you may have to delete the image and then insert it again.



The image cannot be displayed. Your computer may not have enough memory to open the image, or the image may have been corrupted. Restart your computer, and then open the file again. If the red x still appears, you may have to delete the image and then insert it again.



The image cannot be displayed. Your computer may not have enough memory to open the image, or the image may have been corrupted. Restart your computer, and then open the file again. If the red x still appears, you may have to delete the image and then insert it again.



The image cannot be displayed. Your computer may not have enough memory to open the image, or the image may have been corrupted. Restart your computer, and then open the file again. If the red x still appears, you may have to delete the image and then insert it again.



The image cannot be displayed. Your computer may not have enough memory to open the image, or the image may have been corrupted. Restart your computer, and then open the file again. If the red x still appears, you may have to delete the image and then insert it again.



The image cannot be displayed. Your computer may not have enough memory to open the image, or the image may have been corrupted. Restart your computer, and then open the file again. If the red x still appears, you may have to delete the image and then insert it again.



The image cannot be displayed. Your computer may not have enough memory to open the image, or the image may have been corrupted. Restart your computer, and then open the file again. If the red x still appears, you may have to delete the image and then insert it again.



The image cannot be displayed. Your computer may not have enough memory to open the image, or the image may have been corrupted. Restart your computer, and then open the file again. If the red x still appears, you may have to delete the image and then insert it again.



The image cannot be displayed. Your computer may not have enough memory to open the image, or the image may have been corrupted. Restart your computer, and then open the file again. If the red x still appears, you may have to delete the image and then insert it again.



The image cannot be displayed. Your computer may not have enough memory to open the image, or the image may have been corrupted. Restart your computer, and then open the file again. If the red x still appears, you may have to delete the image and then insert it again.



The image cannot be displayed. Your computer may not have enough memory to open the image, or the image may have been corrupted. Restart your computer, and then open the file again. If the red x still appears, you may have to delete the image and then insert it again.



The image cannot be displayed. Your computer may not have enough memory to open the image, or the image may have been corrupted. Restart your computer, and then open the file again. If the red x still appears, you may have to delete the image and then insert it again.