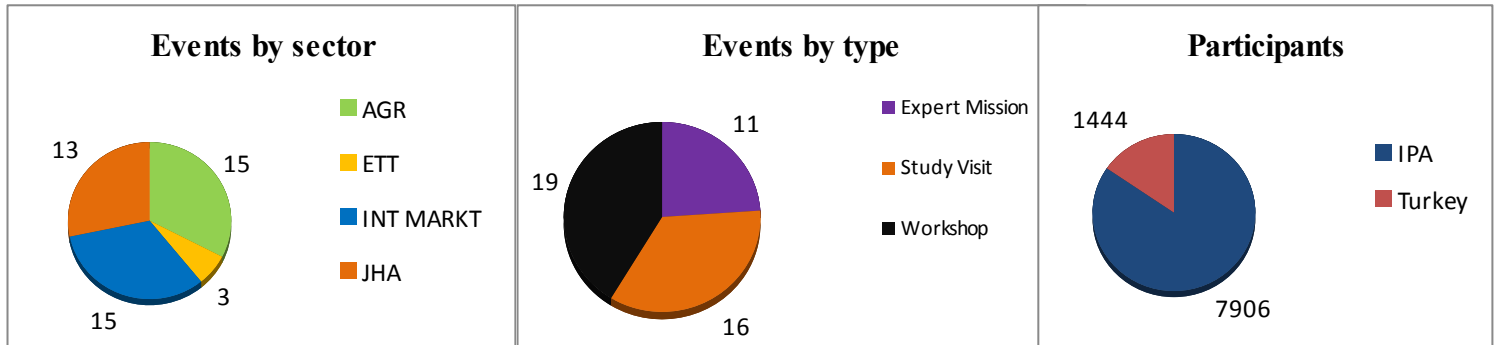


TAIEX FLASH REPORT

Half yearly statistics - Turkey

Dear National Contact Point, we are glad to share with you some key statistics concerning TAIEX activities implemented in Turkey. The data provided cover the second semester of 2015

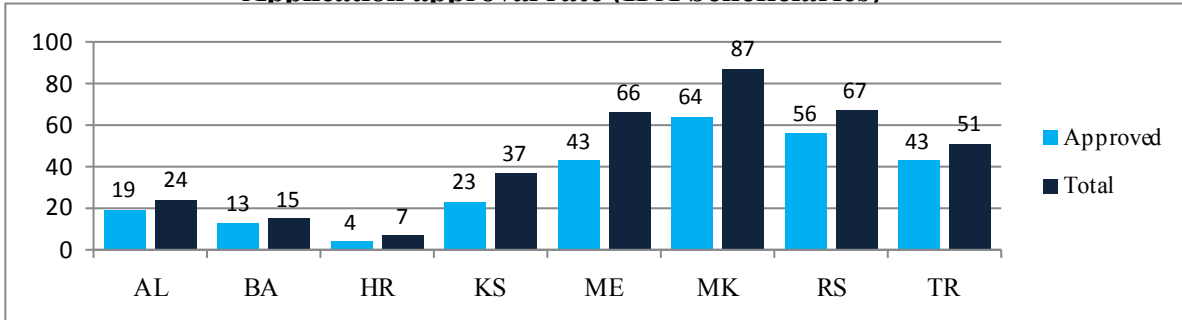


Events held	2014		2015	
	S1	S2	S1	S2
Turkey Total	85	60	59	46
IPA Total	495	509	448	348

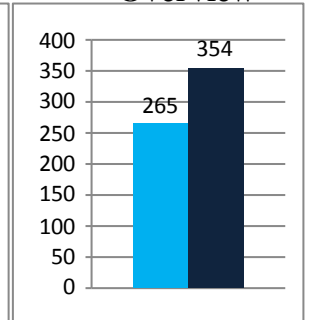
Turkish participants attended also 36 multi-beneficiary events in the semester considered.

This Flash Report on TAIEX activities in the second semester of 2015 marks the achievement of a double decade of increasing presence of the instrument in the enlargement and neighbourhood environment, and lately worldwide. In 2016 we will mark the 20th anniversary of TAIEX and on the occasion also the format of the Flash Report will be refurbished. Till then, we hope this basic statistical overview will continue to prove useful.

Application approval rate (IPA beneficiaries)



Overview



Applications submitted	2014		2015	
	S1	S2	S1	S2
Turkey Total	108	76	110	51
IPA Total	724	420	683	354

GENERAL OVERVIEW OF IPA BENEFICIARIES

	AL	BA	HR	KS	ME	RS	MK ¹	TR	TOTAL
Events	22	27	5	34	95	58	61	46	348
Participants	705	752	68	638	1473	1337	1489	1444	7906

FOR FURTHER INFORMATION CONTACT YOUR TAIEX CORRESPONDENT: Daniel.RACKOWSKI@ec.europa.eu

Legend					
AGR	Agriculture	INT MARKT	Internal Market	JHA	Justice and Home affairs
ETT	Environment, Telecommunications and Transport	SCR	Screening	LAF	Local Administration Facility

NB - All events referred to are "single country". The total number of participants includes also multi-country events.

¹ Provisional code which does not prejudice in any way the definitive nomenclature for this country, which will be agreed following the conclusion of negotiations currently taking place under the auspices of the United Nations