



Special Eurobarometer 405

EU DEVELOPMENT AID AND THE MILLENNIUM DEVELOPMENT GOALS

REPORT

Fieldwork: May - June 2013

Publication: November 2013

This survey has been requested by the European Commission, Directorate-General Development and Cooperation – EuropeAid and co-ordinated by Directorate-General for Communication.

http://ec.europa.eu/public_opinion/index_en.htm

This document does not represent the point of view of the European Commission.
The interpretations and opinions contained in it are solely those of the authors.

Special Eurobarometer 405 / Wave EB79.4 – TNS Opinion & Social

Special Eurobarometer 405

**EU Development Aid and the Millennium
Development Goals**

Conducted by TNS Opinion & Social at the request of
the European Commission,
Directorate-General Development and Cooperation – EuropeAid

Survey co-ordinated by the European Commission,
Directorate-General for Communication
(DG COMM “Strategy, Corporate Communication Actions and
Eurobarometer” Unit)

TABLE OF CONTENTS

INTRODUCTION.....	2
MAIN FINDINGS	5
1. AWARENESS OF THE NUMBER OF PEOPLE IN THE WORLD LIVING IN EXTREME POVERTY.....	7
2. PERCEIVED IMPORTANCE OF DEVELOPMENT AID.....	10
3. TACKLING POVERTY IN DEVELOPING COUNTRIES	14
3.1 The role of individuals in tackling poverty in developing countries	14
3.2 Tackling poverty in developing countries as one of the main priorities	18
3.3 The influence on EU citizens of tackling poverty in developing countries	25
4. ATTITUDES TO EU AID IN LIGHT OF THE CURRENT ECONOMIC CRISIS	29
5. PERSONAL COMMITMENT TO DEVELOPMENT	34
6. THE FUTURE OF THE MILLENNIUM DEVELOPMENT GOALS	40
6.1 Awareness of the Millennium Development Goals	40
6.2 Development policy priorities after 2015	43
6.3 Achieving the Millennium Development Goals	48
6.3.1 Eradicate extreme poverty and hunger	52
6.3.2 Universal primary education	53
6.3.3 Gender equality	54
6.3.4 Reduce child mortality rates.....	55
6.3.5 Reduce the number of women who die as a result of childbirth	56
6.3.6 Halt the spread of HIV/AIDS	57
CONCLUSIONS.....	58
ANNEXES	
Technical specifications	
Questionnaire	
Tables	

INTRODUCTION

The EU and its Member States deliver aid to developing countries via EuropeAid (Development and Cooperation – EuropeAid), the part of the European Commission which is responsible for designing EU development policies and delivering aid through programmes and projects across the world.

The eradication of poverty is the ultimate objective of EU development policy and with this in mind the EU is committed to achieving the UN's eight Millennium Development Goals (MDGs). The EU's own Agenda for Change¹, which was launched in 2012, aims to contribute to these objectives by improving the delivery of EU aid through targeting the areas, sectors and countries where funding can really make a difference.

Although considerable progress has been achieved on the MDGs, huge challenges still remain in some parts of the world – in particular for fragile states and in the fields of hunger and maternal and child health, as well as water and sanitation.

However, the EU now faces important questions about its future aid policy. Firstly, Europe's economic problems have sparked a debate about whether it is right – or affordable – for the EU to stick to its ambitious commitments. The EU has committed to increasing aid budgets to 0.7% of GNI, and in June 2013 European ministers meeting at the EU's General Affairs Council in Luxembourg reaffirmed that the 0.7% target remains “a key priority for Member States”.

Secondly, with the Millennium Development Goals due to expire in 2015, a global debate is now underway about the framework which should replace them. The EU, collectively the world's most generous aid donor, has already engaged in the debate and stands ready to support new development goals which the international community will agree upon over the next two years.

At the same time, the EU will continue to fund and support projects around the world that will help to lift people out of poverty, improve food security, deliver water and sanitation as well as support democratic change and human rights and boost gender equality, until 2015 and beyond.

The European Commission's Directorate-General Development and Cooperation - EuropeAid commissioned this survey to measure the attitudes of the European public towards development aid in the European Union. The report covers the 28 Member States. However, because the fieldwork took place before the official date of Croatia's accession to the European Union on 1 July 2013, results are presented for the EU 27 and Croatia.

It attempts to gauge the views of people in Europe in four main areas:

- Their general awareness of extreme poverty;
- The perceived importance of development aid and of EU aid in the context of the economic crisis;
- The commitment of EU citizens to tackling poverty;
- Their awareness of the UN's Millennium Development Goals, and their views on future development policy priorities.

¹ http://ec.europa.eu/europeaid/what/development-policies/documents/agenda_for_change_en.pdf

This Eurobarometer was carried out by TNS Opinion & Social between 24 May and 9 June 2013. Some 27,680 respondents in the 27 Member States and in Croatia aged 15 or over were interviewed face-to-face by the interviewers of the TNS Opinion & Social network (the interviewers asked the questions in the respondents' home).

The methodology used is that of the Standard Eurobarometer of the Directorate-General Communication of the European Commission (“Strategy, Corporate Communication Actions and Eurobarometer” Unit). A technical note concerning the interviews conducted by the institutes of the TNS Opinion & Social network is annexed to this report. It specifies the method used for these interviews as well as the confidence intervals².

The general analysis and the socio-demographic analyses are based on the average results in the 27 Member States and Croatia. This average is weighted so that it reflects the actual population of each Member State.

² The results tables are included in the annex. It should be noted that the total of the percentages in the tables of this report may exceed 100% when the respondent can give several answers to the same question.

Note: In this report, countries are referred to by their official abbreviation. The abbreviations used in this report correspond to:

ABBREVIATIONS			
BE	Belgium	LV	Latvia
BG	Bulgaria	LU	Luxembourg
CZ	Czech Republic	HU	Hungary
DK	Denmark	MT	Malta
DE	Germany	NL	The Netherlands
EE	Estonia	AT	Austria
EL	Greece	PL	Poland
ES	Spain	PT	Portugal
FR	France	RO	Romania
IE	Ireland	SI	Slovenia
IT	Italy	SK	Slovakia
CY	Republic of Cyprus*	FI	Finland
LT	Lithuania	SE	Sweden
		UK	The United Kingdom
HR	Croatia	EU27	European Union – 27 Member States
		EU15	BE, IT, FR, DE, LU, NL, DK, UK, IE, PT, ES, EL, AT, SE, FI**
		NMS12	BG, CZ, EE, CY, LT, LV, MT, HU, PL, RO, SI, SK***
		EURO AREA	BE, FR, IT, LU, DE, AT, ES, PT, IE, NL, FI, EL, EE, SI, CY, MT, SK

* Cyprus as a whole is one of the 27 European Union Member States. However, the ‘acquis communautaire’ has been suspended in the part of the country which is not controlled by the government of the Republic of Cyprus. For practical reasons, only the interviews carried out in the part of the country controlled by the government of the Republic of Cyprus are included in the ‘CY’ category and in the EU27 average.

** EU15 refers to the 15 countries forming the European Union before the enlargements of 2004 and 2007.

*** The NMS12 are the 12 ‘new Member States’ which joined the European Union during the 2004 and 2007 enlargements.

* * * * *

The Eurobarometer website can be consulted at the following address:

http://ec.europa.eu/public_opinion/index_en.htm

We wish to thank all the people interviewed throughout Europe who took the time to participate in this survey. Without their active participation, this survey would not have been possible.

MAIN FINDINGS

Awareness of the number of people in the world living in extreme poverty

- Around one respondent out of ten correctly estimates the number of people in the world who live in extreme poverty³ (12%).
- The number of respondents who correctly estimate the number of people who live in extreme poverty is highest in Italy (20%), Austria (19%), and the Czech Republic (18%).

Perceived importance of development aid

- 83% of respondents think that it is important to help people in developing countries – only a slight reduction (-2 percentage points) on the high number who said this in June 2012.
- In all Member States, at least two-thirds of respondents believe that it is important to help people in developing countries, with percentages ranging from 95% in Sweden to 66% in Hungary.
- Since 2012, there has been a decline of between 1 and 9 percentage points in all but four individual Member States in the proportion of respondents who feel that it is important to help people in developing countries.

Tackling poverty in developing countries

- Most respondents (66%) think that tackling poverty in developing countries should be one of the main priorities of the European Union, but only 48% think that it should be one of the main priorities of their national government.
- A majority of Europeans think that as an individual they can play a role in tackling poverty in developing countries: 52% say this, compared with 44% who do not think they can play a role.
- People who think it is important to help developing countries are much more likely to think that they can play a role in tackling poverty than people who do not think it is important, by a margin of 57% to 29%.
- In Sweden, an exceptionally high proportion of respondents (90%) think they can play a role; Spain, Ireland and Luxembourg (all 65%) have the next highest proportion of respondents who say this.
- But in Bulgaria, only 10% of people think they can play a role in tackling poverty in developing countries, as do 17% in Estonia and 28% in Hungary.
- There is a strong link between the perception that tackling poverty in developing countries should be one of the main priorities of the EU and/or of their national government and the perception that tackling poverty in these countries has a positive influence on EU citizens.
- Almost seven out of ten respondents believe that tackling poverty in developing countries has a positive influence on EU citizens as well (69%). The level of agreement ranges from 87% in Sweden to 53% in Bulgaria, Slovakia and the Czech Republic.
- 75% of people who think it is important to help developing countries say that tackling poverty in those countries has a positive influence on EU citizens as well, compared with just 38% of those who do not think that helping developing countries is important.

³ It is estimated that around 750 million people live on less than \$1 a day.

Attitudes to EU aid in light of the current economic crisis

- There has been no decline at EU27 level in the number of people who think that aid should be increased, since June 2012, despite ongoing economic difficulties.
- More than six out of ten respondents think that aid to developing countries should be increased, despite Europe's economic problems (61%): 50% of people think that aid should be increased in line with what has already been promised and 11% that this aid should go beyond what has already been promised.
- A third of respondents think that aid should either not be increased (16%) or be reduced (18%).
- In Spain (47%, +11) and Poland (58%, +8) there has been a substantial rise since June 2012 in the number of respondents who think that the European Union should keep the promise to increase aid to developing countries.
- In Greece (23%, +10), Cyprus (24%, +7) and Finland (28%, +7) more people now think that the European Union should not increase aid to developing countries.

Personal commitment to development aid

- A majority of respondents are willing to pay more for groceries or other products from developing countries, by a margin of 48% to 47%. This is a change of overall majorities from June 2012, when 52% were unwilling to do this and only 44% were willing.
- But of those willing to pay more, most are only prepared to pay up to 5% more.
- Willingness to pay extra for such products ranges from 80% in Sweden to 18% in Portugal.
- Big declines in the number of people not ready to pay more for products from developing countries were recorded in Ireland (46%, -14), Spain (52%, -10), and the Czech Republic (60%, -9).

The future of the Millennium Development Goals

- Only 6% of respondents have heard of or read about the MDGs and know what they are. Around one in six respondents (16%) have heard of or read about them but don't know what they are.
- In Sweden (44%) and the Netherlands (42%) a relatively high number of people have heard of or read about the MDGs without really knowing what they are.
- 44% of respondents think that development policy should focus on employment after 2015; many respondents also think there should be a focus on health (33%), economic growth (31%) and education (30%).
- Respondents from NMS 12 countries are more likely to emphasize employment, health, economic growth and food and agriculture as areas of focus for development policy, whereas EU15 respondents tend to emphasize education, democracy and human rights, and water and sanitation.
- Employment is the area of focus mentioned by the most people in 14 Member States, and also in Croatia.
- Reducing to a minimum the number of women who die during or as a consequence of childbirth within the next ten years is seen as the most achievable goal worldwide: 77% of respondents think this is fully or partially achievable.
- Eradicating extreme poverty and hunger within ten years is considered to be the most difficult goal to achieve: only 50% of people think it is fully or partially achievable.

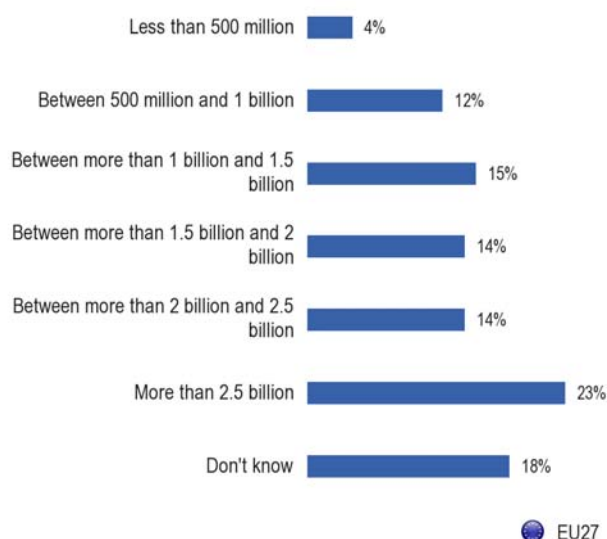
1. AWARENESS OF THE NUMBER OF PEOPLE IN THE WORLD LIVING IN EXTREME POVERTY

- Around one respondent out of ten correctly estimate the number of people in the world who live in extreme poverty –

12% of respondents correctly estimate that out of a total population of 7 billion, between 500 million and 1 billion⁴ live in extreme poverty on less than \$1 per day. 66% of Europeans believe that more than 1 billion people in the world live in extreme poverty: 15% think that between 1 billion and 1.5 billion people live on less than \$1 per day; 14% think that between 1.5 billion and 2 billion people live on less than \$1 per day; 14% put the figure at somewhere between 2 billion and 2.5 billion; and 23% estimate that more than 2.5 billion people live in extreme poverty.

Just 4% of respondents underestimate the level of extreme poverty, by saying that less than 500 million of people live in extreme poverty.

QB3. The current world population is around 7 billion people. Could you tell me approximately how many people in the world live in extreme poverty, that is on less than \$1 a day?
































The number of respondents who correctly estimate the number of people who live in extreme poverty is highest in Italy (20%), Austria (19%), and the Czech Republic (18%) and lowest in Cyprus (6%), Greece (7%), Malta (7%) and Romania (7%).

In all Member States plus Croatia – with the exception of Italy – 50% or more of respondents believe the number of people in the world who live on less than \$1 a day is above 1 billion. In Sweden, 83% of respondents give this response, followed by 82% in Greece. At the other end of the scale, Italy has by far the lowest proportion of respondents (45%) who say that it is above 1 billion, with Malta (54%) having the second lowest.

⁴ It is estimated that around 750 million people live on less than \$1 a day.

In 22 countries (Croatia included), the most frequent answer given is that more than 2.5 billion live in extreme poverty in the world. The exceptions to this pattern are Finland where the largest number of respondents answer "between more than 2 billion and 2.5 billion" (24%), Denmark where 21% of the respondents say "between more than 1.5 billion and 2 billion" and 21% say "between more than 1 billion and 1.5 billion", Czech Republic, Austria and Slovakia where the largest number of respondents answer between more than 1 billion and 1.5 billion" (respectively 20%, 24% and 21%).

QB3 The current world population is around 7 billion people. Could you tell me approximately how many people in the world live in extreme poverty, that is on less than \$1 a day?

		Less than 500 million	Between 500 million and 1 billion	Between more than 1 billion and 1.5 billion	Between more than 1.5 billion and 2 billion	Between more than 2 billion and 2.5 billion	More than 2.5 billion	Don't know
	EU27	4%	12%	15%	14%	14%	23%	18%
	BE	4%	12%	21%	17%	18%	24%	4%
	BG	1%	8%	12%	12%	11%	23%	33%
	CZ	7%	18%	20%	15%	14%	16%	10%
	DK	2%	16%	21%	21%	19%	17%	4%
	DE	3%	11%	16%	16%	16%	26%	12%
	EE	3%	10%	14%	16%	16%	23%	18%
	IE	6%	15%	16%	13%	14%	20%	16%
	EL	3%	7%	14%	14%	15%	39%	8%
	ES	1%	8%	10%	10%	12%	29%	30%
	FR	1%	11%	14%	15%	21%	25%	13%
	IT	9%	20%	19%	10%	6%	10%	26%
	CY	1%	6%	10%	12%	16%	32%	23%
	LV	2%	11%	18%	14%	16%	20%	19%
	LT	3%	11%	15%	13%	11%	22%	25%
	LU	1%	8%	15%	20%	19%	28%	9%
	HU	4%	15%	16%	16%	13%	21%	15%
	MT	5%	7%	11%	12%	14%	17%	34%
	AT	4%	19%	24%	20%	12%	8%	13%
	NL	1%	9%	18%	17%	19%	27%	9%
	PL	3%	14%	15%	14%	9%	20%	25%
	PT	2%	8%	13%	13%	10%	22%	32%
	RO	3%	7%	7%	10%	11%	30%	32%
	SI	1%	9%	17%	17%	17%	30%	9%
	SK	5%	16%	21%	19%	14%	13%	12%
	FI	2%	15%	16%	19%	24%	21%	3%
	SE	2%	12%	19%	18%	20%	26%	3%
	UK	3%	8%	12%	16%	16%	29%	16%
	HR	2%	9%	16%	17%	19%	28%	9%

Highest percentage per country	<i>Lowest percentage per country</i>
Highest percentage per item	Lowest percentage per item

The socio-demographic data indicates that there are few differences between the categories when it comes to correctly estimating the number of people living in extreme poverty in the world.

The main differences between the socio-demographic categories on this question are the “don’t know” rates. Younger respondents are more likely to answer the question and therefore more likely to give a figure above 1 billion. Indeed, 73% of the respondents aged 15-24 give a figure above 1 billion whereas 62% of those aged 55 or more do so.

The same pattern applies for education. Nearly three-quarters of the respondents who studied until the age of 20 or later give a figure of above 1 billion (74%) compared to just over half of respondents who left full-time education before the age of 16 (55%).

Looking at occupation, managers are much more likely to opt for a figure of more than 1 billion than other categories. 77% of managers give a figure of more than 1 billion compared to less than 70% in all other occupational categories (except students).

QB3 The current world population is around 7 billion people. Could you tell me approximately how many people in the world live in extreme poverty, that is on less than \$1 a day?

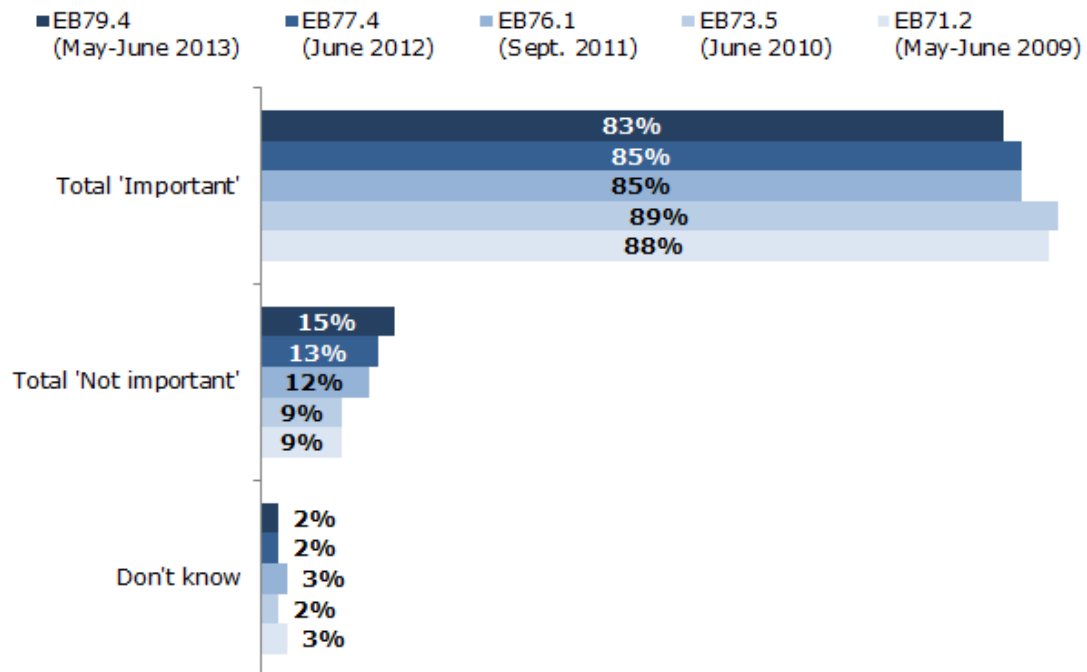
	Less than 500 million	Between 500 million and 1 billion	Between more than 1 billion and 1.5 billion	Between more than 1.5 billion and 2 billion	Between more than 2 billion and 2.5 billion	More than 2.5 billion	Don't know
EU27	4%	12%	15%	14%	14%	23%	18%
Age							
15-24	3%	11%	18%	17%	16%	22%	13%
25-39	4%	11%	16%	14%	15%	24%	16%
40-54	3%	12%	15%	14%	14%	26%	16%
55 +	3%	12%	14%	14%	13%	21%	23%
Education (End of)							
15-	4%	12%	12%	12%	11%	20%	29%
16-19	3%	12%	16%	14%	14%	23%	18%
20+	2%	11%	15%	15%	17%	27%	13%
Still studying	3%	12%	18%	16%	17%	23%	11%
Respondent occupation scale							
Self-employed	4%	14%	14%	14%	14%	25%	15%
Managers	2%	12%	16%	16%	17%	28%	9%
Other white collars	4%	14%	17%	14%	16%	21%	14%
Manual workers	3%	11%	15%	15%	14%	24%	18%
House persons	4%	11%	14%	11%	10%	22%	28%
Unemployed	3%	10%	14%	13%	13%	26%	21%
Retired	3%	11%	14%	14%	13%	21%	24%
Students	3%	12%	18%	16%	17%	23%	11%

2. PERCEIVED IMPORTANCE OF DEVELOPMENT AID

- More than eight respondents out of ten believe that it is important to help people in developing countries -

Most Europeans think that it is important to help people in developing countries: 83% do so, slightly fewer than the 85% who felt this way in June 2012.

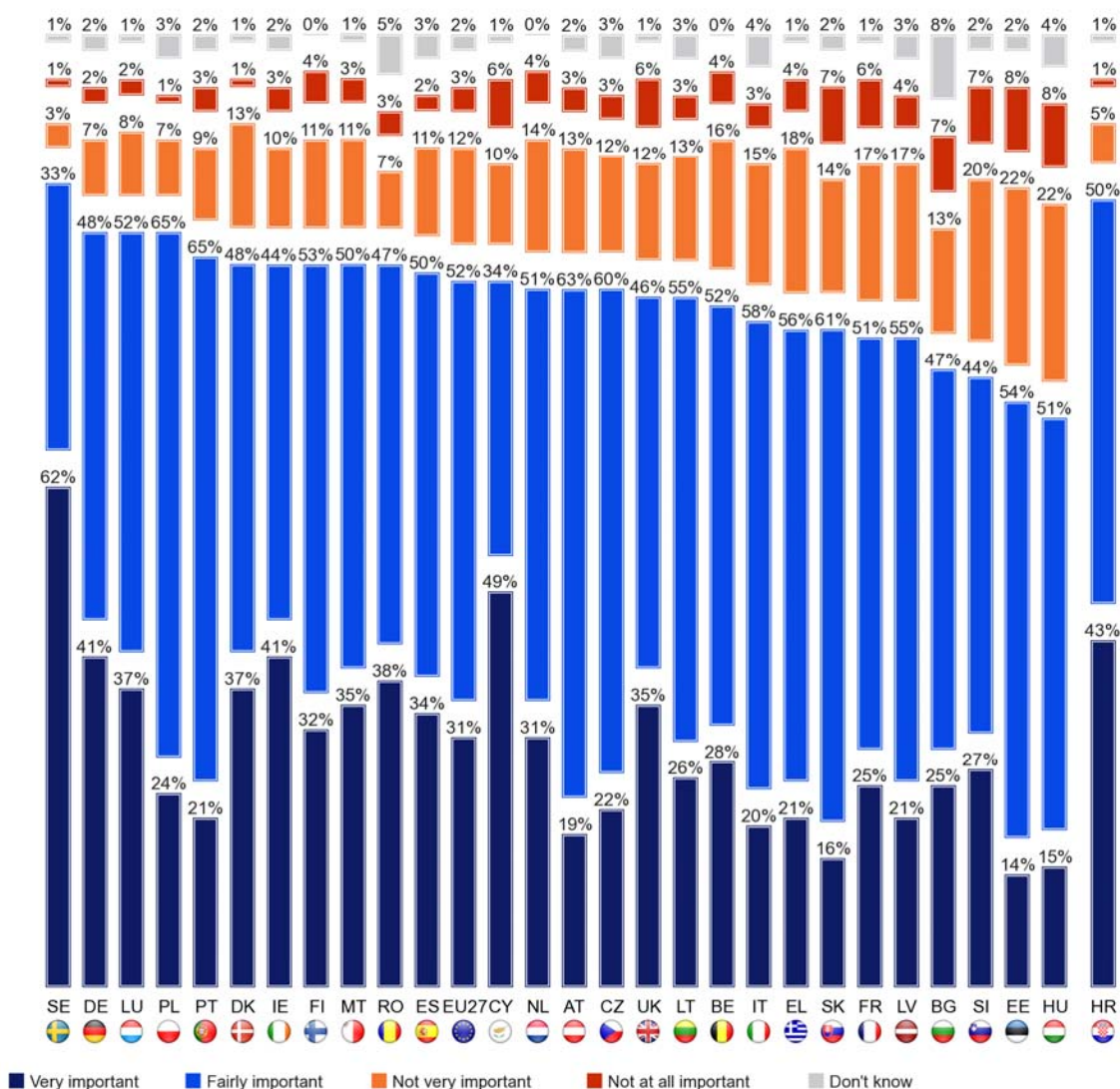
QB1 In your opinion, is it very important, fairly important, not very important or not at all important to help people in developing countries? - %EU



In all Member States, as well as in Croatia, at least two-thirds of respondents believe that it is important to help people in developing countries. Overall, the level of agreement on this point ranges from 95% in Sweden to 66% in Hungary. However, there is more variation in terms of the number of people who consider helping developing countries as being very important: this ranges from 62% in Sweden to just 14% in Estonia.

The number of people who think that helping people in developing countries is not important is highest in Hungary (30%) and Estonia (30%), and lowest in Sweden (4%).

QB1. In your opinion, is it very important, fairly important, not very important or not at all important to help people in developing countries?



There has been a negative trend across most of the EU since June 2012 in terms of the number of respondents who think that it is important to help people in developing countries. However, this general decrease was relatively marginal, and high levels of importance are still recorded in all European countries.

All except four Member States have recorded a decline in the number of respondents who regard this as important. The declines were relatively marginal in most Member States, with the exception of eight in which there was a decline of at least 5 percentage points. Denmark (85%, -9), Hungary (66%, -7) and France (76%, -6) recorded the biggest falls. Portugal was the only country which recorded a substantial increase (86%, +8) in the number of respondents who say that it is important to help people in developing countries.

The three Member States which also bucked the trend by not registering declines were Romania (85%, +2), Malta (85%, +1) and Luxembourg (89%, no change). However, despite this decline, one must note that the level of importance attributed to helping people in developing countries is still high in all EU Member States.

The socio-demographic data show that most respondents across society think it is important to help people in developing countries, while also revealing variations in the level of importance which is attributed to doing so.

Younger respondents are the most likely to regard helping people in developing countries as important: 86% of 15-24 year-olds do so, but this falls to 80% among people aged 55 and over.

The longer a respondent stayed in education, the more likely he or she is to state that helping people in developing countries is important: 87% of people who finished their education aged 20+ think it is important, as opposed to 77% of those who left school aged 15 or below.

The respondents' occupation also makes a difference, with 88% of managers saying that it is important to help people in developing countries, but only 78% of unemployed people taking the same view.

Respondents who are financially comfortable are more likely to say that it is important to help people in developing countries: while 86% of people who almost never have difficulties paying their bills regard it as important, only 75% of those who have difficulties most of the time feel the same way.


On the question of delivering EU aid to developing countries, respondents who think the EU should increase aid beyond what has been promised (95%) or in line with what has been promised (93%) are more likely to say that helping developing countries is important than respondents who think that the EU should not increase aid (74%) or that it should reduce aid (56%).


While 91% of respondents who are willing to pay more for products from developing countries think it is important to help developing countries, only 75% of those who are not willing to pay extra for such products agree.


A large majority of respondents who believe that they can play a role in tackling poverty (91%) believe that helping developing countries is important, but fewer people who do not think that they can play a role in tackling poverty (74%) agree that it is important. Similarly, more people who believe that tackling poverty should be one of the main priorities of the EU (92%) think that helping developing countries is important than people who do not believe that tackling poverty should be one of the main priorities of the EU (64%).


QB1 In your opinion, is it very important, fairly important, not very important or not at all important to help people in developing countries?

	Total 'Important'	Total 'Not important'	Don't know
EU27	83%	15%	2%

 Age			
15-24	86%	12%	2%
25-39	83%	15%	2%
40-54	83%	15%	2%
55 +	80%	17%	3%

 Education (End of)			
15-	77%	20%	3%
16-19	81%	16%	3%
20+	87%	11%	2%
Still studying	90%	9%	1%

 Respondent occupation scale			
Self-employed	81%	16%	3%
Managers	88%	10%	2%
Other white collars	84%	14%	2%
Manual workers	81%	17%	2%
House persons	82%	14%	4%
Unemployed	78%	19%	3%
Retired	80%	17%	3%
Students	90%	9%	1%

 Difficulties paying bills			
Most of the time	75%	21%	4%
From time to time	80%	17%	3%
Almost never	86%	13%	1%

Self-positioning on the social staircase			
Low (1-4)	78%	19%	3%
Medium (5-6)	82%	16%	2%
High (7-10)	88%	11%	1%

EU Aid promised to developing countries			
Increase beyond	95%	4%	1%
Increase	93%	6%	1%
Not increase	74%	24%	2%
Reduce	56%	41%	3%

Pay products from developing countries			
Total 'Yes'	91%	8%	1%
No	75%	22%	3%

Millennium Development Goals			
Know what it is	90%	9%	1%
Do not know what it is	87%	11%	2%
Never heard of it	81%	16%	3%

You can play a role in tackling poverty			
Total 'Agree'	91%	8%	1%
Total 'Disagree'	74%	24%	2%

Tackling poverty should be one of the main priorities of the EU			
Total 'Agree'	92%	7%	1%
Total 'Disagree'	64%	33%	3%

3. TACKLING POVERTY IN DEVELOPING COUNTRIES

3.1 The role of individuals in tackling poverty in developing countries

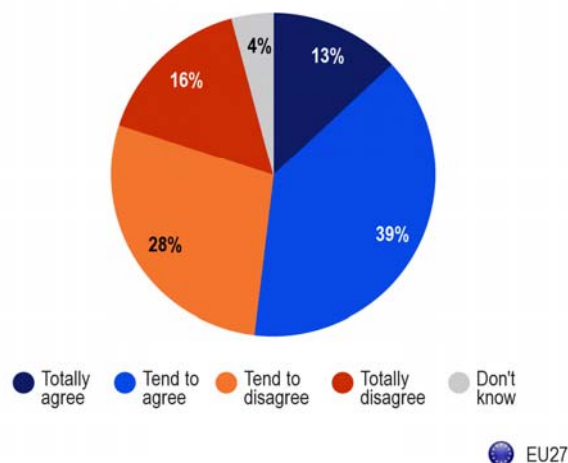
- Over half of the respondents think that they can play a role in tackling poverty in the developing world –

A majority of Europeans believe that as an individual they can play a role in tackling poverty in developing countries: 52% agree with this, with 13% totally agreeing and 39% tending to agree.

However, 44% of respondents do not think that they can play a role in tackling poverty in developing countries: of these, 16% totally disagree that they can have a role, while 28% tend to disagree.

QB8.1. To what extent do you agree or disagree with each of the following statements regarding development aid?

As an individual, you can play a role in tackling poverty in developing countries.

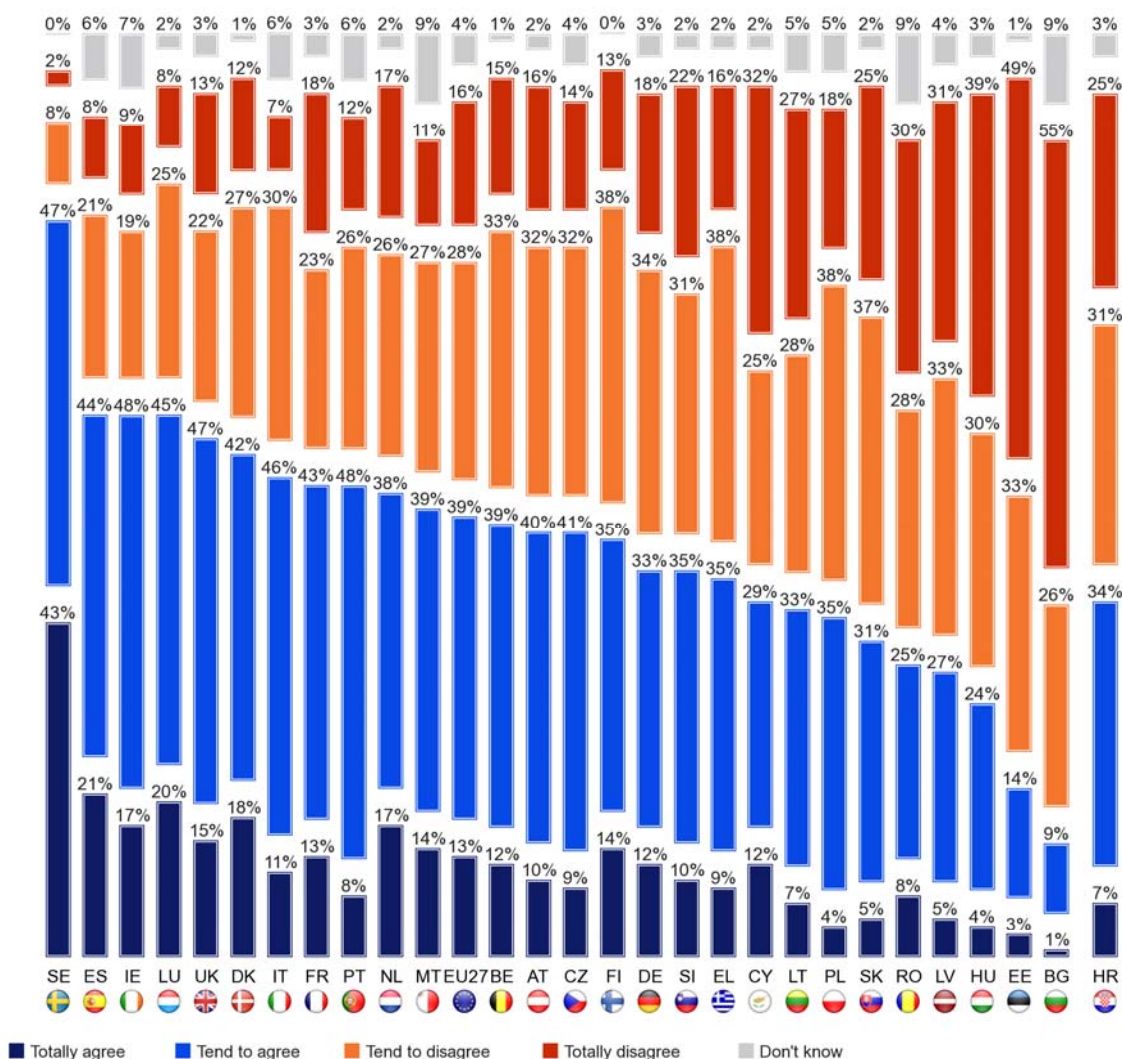


An outright majority of respondents in the EU15 countries agree that they can play a role as individuals (56%, vs. 40% who disagree), which is not the case in the NMS12 countries, where only around a third of respondents share this opinion (35%, vs. 59% who disagree).

In 14 Member States, at least 50% of respondents agree that they can play a role in tackling poverty in developing countries. In Sweden, an exceptionally high proportion of respondents – 90% – take this view, with 43% totally agreeing; Spain, Ireland and Luxembourg (all 65%) have the next highest proportion of respondents who agree that they can play a role in this respect. But at the other end of the scale, less than 30% of people think they have a role to play in tackling poverty in developing countries in three Member States: Bulgaria (10%), Estonia (17%), and Hungary (28%). In Bulgaria, a majority of respondents (55%) totally disagree that they can play a role, as do 49% of those in Estonia.

QB8.1. To what extent do you agree or disagree with each of the following statements regarding development aid?

As an individual, you can play a role in tackling poverty in developing countries.



The socio-demographic analysis shows that younger respondents are more likely to think that they can play a role as an individual in tackling poverty in developing countries. While 61% of 15-24 year-olds believe that they can play a role, only 45% of people aged 55 and over take the same view.

Individuals with a higher level of education are also more likely to feel that they can play a role in tackling poverty in developing countries: 60% of people who left education aged 20 or over say this, compared with 45% of those who did so aged 15 or below.

In terms of occupation, the data show that managers (60%), self-employed people (56%) and other white collar workers (56%) are the most inclined to say that they can play a role in tackling poverty in developing countries, whereas retired people (43%), house persons (47%) and manual workers (49%) are the least likely to think so.

Respondents who almost never have difficulties paying their bills are more likely to agree that they can play a role than those who have difficulties most of the time, by a margin of 55% to 44%.

A majority (57%) of people who say it is important to help developing countries believe that they can play a role in tackling poverty in those countries; however, only 29% of respondents who do not think this is important believe in a role for themselves.

Two-thirds of people (67%) who argue that the EU should increase aid to developing countries beyond what has already been promised think that they can play a role in tackling poverty, as do 60% of those who say the EU should increase aid to promised levels. However, only 43% of individuals who think the EU should not increase aid believe they can play a role in tackling poverty in the developing world, along with 31% of respondents who argue that the EU should reduce aid to developing countries.


Around two-thirds (65%) of people who are prepared to pay more for products from developing countries think that they can play a role in tackling poverty in those countries, compared with 40% of respondents who are not prepared to pay more.


Finally, more than six out of ten respondents (62%) who feel that tackling poverty should be one of the main priorities of the EU say that they have a role to play themselves, as opposed to just 33% of those who do not think that tackling poverty should be an EU priority.


QB8.1 To what extent do you agree or disagree with each of the following statements regarding development aid?


As an individual, you can play a role in tackling poverty in developing countries.

	Total 'Agree'	Total 'Disagree'	Don't know
EU27	52%	44%	4%

 Age			
15-24	61%	36%	3%
25-39	55%	42%	3%
40-54	52%	44%	4%
55 +	45%	50%	5%

 Education (End of)			
15-	45%	48%	7%
16-19	47%	49%	4%
20+	60%	38%	2%
Still studying	66%	31%	3%

 Respondent occupation scale			
Self-employed	56%	41%	3%
Managers	60%	38%	2%
Other white collars	56%	41%	3%
Manual workers	49%	47%	4%
House persons	47%	47%	6%
Unemployed	50%	45%	5%
Retired	43%	52%	5%
Students	66%	31%	3%

 Difficulties paying bills			
Most of the time	44%	50%	6%
From time to time	50%	45%	5%
Almost never	55%	42%	3%

Help developing countries			
Total 'Important'	57%	40%	3%
Total 'Not important'	29%	68%	3%

EU Aid promised to developing countries			
Increase beyond	67%	31%	2%
Increase	60%	37%	3%
Not increase	43%	54%	3%
Reduce	31%	65%	4%

Pay products from developing countries			
Total 'Yes'	65%	33%	2%
No	40%	55%	5%

Tackling poverty should be one of the main priorities of the EU			
Total 'Agree'	62%	35%	3%
Total 'Disagree'	33%	65%	2%

3.2 Tackling poverty in developing countries as one of the main priorities

- Most Europeans think that tackling poverty in developing countries should be one of the main priorities of the EU, but opinion is divided on whether it should be one of the main priorities of their national government –

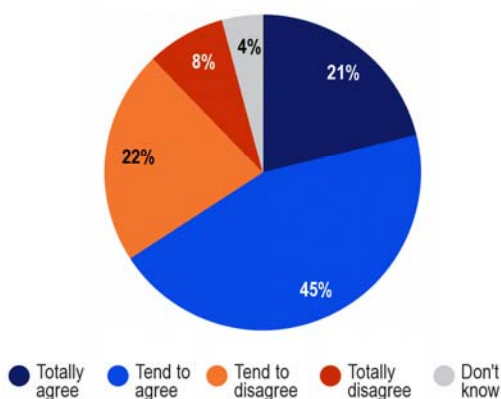
All respondents were then asked whether they agree with two statements relating to tackling poverty in developing countries:

- Tackling poverty in developing countries should be one of the main priorities of the EU;
- Tackling poverty in developing countries should be one of the main priorities of their national government.

The results demonstrate that more people think tackling poverty should be one of the main priorities of the EU than think it should be one of the main priorities of their national government: 66% of respondents say that it should be one of the main priorities of the EU, compared with 48% who think it should be one of the main priorities of their national government. Just 30% of respondents disagree that tackling poverty in developing countries should be one of the main priorities of the EU, whereas 48% disagree that it should be one of the main priorities of their national government.

QB8.2. To what extent do you agree or disagree with each of the following statements regarding development aid?

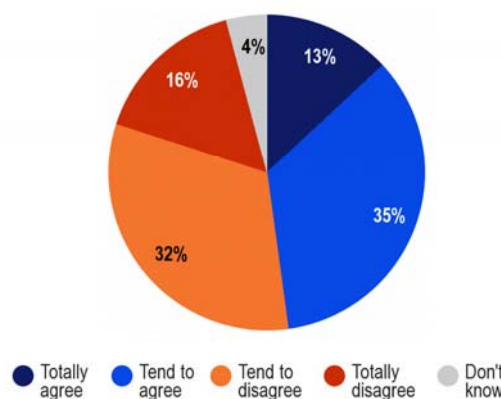
Tackling poverty in developing countries should be one of the main priorities of the EU.



EU27

QB8.3. To what extent do you agree or disagree with each of the following statements regarding development aid?

Tackling poverty in developing countries should be one of the main priorities of the (NATIONALITY) Government.





























































EU27

Around two-third of respondents in EU15 and NMS12 countries agree that tackling poverty in developing countries should be one of the main priorities of the EU (67% and 66% of agreement respectively); however, a majority of respondents in EU15 countries also agree that it should be one of the main priorities of their national government (50%, vs. 47% who disagree), whereas an outright majority disagree with this statement in the NMS12 countries (51% vs. 43%).

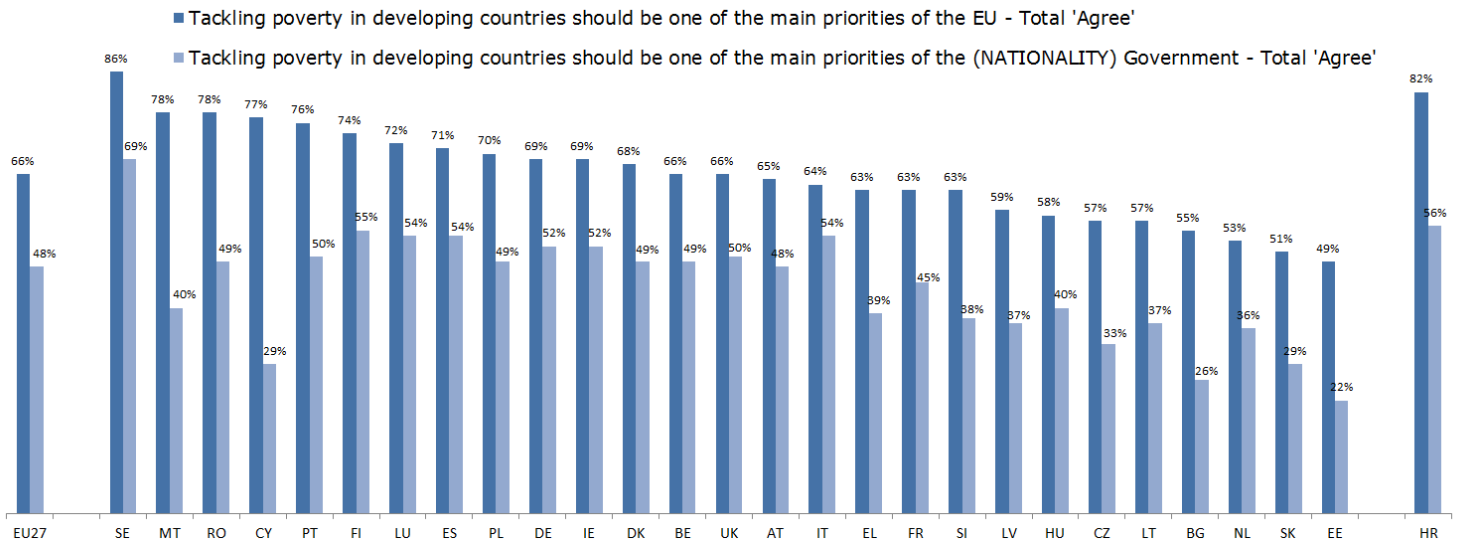
Over 50% of respondents in all but one Member State agree that tackling poverty in developing countries should be one of the main priorities of the EU – the exception being Estonia, where just under half (49%) of people agree (versus 47% who disagree). The level of agreement is highest in Sweden (86%), Malta (78%) and Romania (78%). The lowest levels of agreement are recorded in the Netherlands (53%), Slovakia (51%) and Estonia (49%).

In contrast, in only nine Member States do at least 50% of respondents agree that tackling poverty in developing countries should be one of the main priorities of their national government. They are: Sweden (69%), Finland (55%), Spain (54%), Italy (54%), Luxembourg (54%), Germany (52%), Ireland (52%), Portugal (50%) and the UK (50%). But at least 50% of respondents disagree in 16 Member States, with the highest level of disagreement in Estonia (76%), Cyprus (69%), Slovakia (68%) and Bulgaria (64%).

QB8 To what extent do you agree or disagree with each of the following statements regarding development aid?
Tackling poverty in developing countries should be one of the main priorities of...

	...the EU.				...the (NATIONALITY) Government.		
	Total 'Agree'	Total 'Disagree'	Don't know		Total 'Agree'	Total 'Disagree'	Don't know
 EU27	66%	30%	4%	 EU27	48%	48%	4%
 SE	86%	13%	1%	 SE	69%	30%	1%
 MT	78%	15%	7%	 FI	55%	44%	1%
 RO	78%	16%	6%	 ES	54%	41%	5%
 CY	77%	21%	2%	 IT	54%	42%	4%
 PT	76%	21%	3%	 LU	54%	45%	1%
 FI	74%	25%	1%	 DE	52%	44%	4%
 LU	72%	28%	0%	 IE	52%	44%	4%
 ES	71%	24%	5%	 PT	50%	46%	4%
 PL	70%	23%	7%	 UK	50%	47%	3%
 DE	69%	28%	3%	 BE	49%	50%	1%
 IE	69%	27%	4%	 DK	49%	50%	1%
 DK	68%	31%	1%	 PL	49%	44%	7%
 BE	66%	33%	1%	 RO	49%	42%	9%
 UK	66%	30%	4%	 AT	48%	50%	2%
 AT	65%	33%	2%	 FR	45%	53%	2%
 IT	64%	32%	4%	 HU	40%	57%	3%
 EL	63%	35%	2%	 MT	40%	51%	9%
 FR	63%	35%	2%	 EE	22%	76%	2%
 SI	63%	34%	3%	 SI	38%	60%	2%
 LV	59%	37%	4%	 LV	37%	59%	4%
 HU	58%	39%	3%	 LT	37%	57%	6%
 CZ	57%	40%	3%	 NL	36%	63%	1%
 LT	57%	35%	8%	 CZ	33%	63%	4%
 BG	55%	35%	10%	 CY	29%	69%	2%
 NL	53%	45%	2%	 SK	29%	68%	3%
 SK	51%	45%	4%	 BG	26%	64%	10%
 EE	49%	47%	4%	 EE	22%	76%	2%
 HR	82%	16%	2%	 HR	56%	42%	2%

As the chart below illustrates, in each Member State there is a higher level of agreement with the suggestion that tackling poverty should be one of the main priorities of the EU than that it should be one of the main priorities of the national government.



The socio-demographic analysis shows that younger respondents are more likely to think that tackling poverty in developing countries should be one of the main priorities both of the EU and of their national government: 72% of 15-24 year-olds think it should be one of the main priorities of the EU, compared with 65-67% of older respondents; and 53% of 15-24 year-olds believe it should also be one of the main priorities of their national government, compared with 46-49% of older respondents.

People who are financially comfortable are more inclined to say that tackling poverty in developing countries should be one of the main priorities both of the EU and of their national government: 68% of respondents who almost never have difficulties paying bills say it should be one of the main priorities of the EU and 50% say it should be one of the main priorities of their national government; but only 61% of those who have difficulties with bills most of the time think that tackling poverty in developing countries should be one of the main priorities of the EU and only 44% think it should be one of the main priorities of their national government.

Almost three quarters (74%) of respondents who believe it is important to help developing countries argue that tackling poverty in those countries should be one of the main priorities of the EU, but only 33% of people who do not think that helping developing countries is important agree. A similar pattern – 55% vs. 21% - can be observed on the question of whether it should be one of the main priorities of their national government.

A sizeable majority of people who argue that the EU should increase aid to developing countries beyond what it has already promised think that tackling poverty in those countries should be one of the main priorities of the EU (88%) and one of the main priorities of their national government (75%), as do 78% and 57% of individuals respectively who say the EU should increase aid to promised levels. However, fewer respondents who think the EU should not increase aid believe that tackling poverty should be one of the main priorities of the EU (52%) and one of the main priorities of their national government (34%), as do 41% and 24% respectively of those who say the EU should reduce aid to the developing world.

Most people who are prepared to pay more for products from developing countries think that tackling poverty in those countries should be one of the main priorities of the EU (76%) and one of the main priorities of their national government (58%); but only 57% and 40% respectively agree among respondents who are not prepared to pay more for those kinds of products.

Around three quarters (76%) of respondents who have heard of or read about the Millennium Development Goals and know what they are say that tackling poverty in developing countries should be one of the main priorities of the EU, whereas only 66% of people who have never heard of or read about the MDGs say this. Similarly, 66% of respondents who are familiar with the MDGs say that tackling poverty in those countries should be one of the main priorities of their national government, as opposed to 47% of those who don't know about them.

Eight out of ten respondents (80%) who agree that they can play a role in tackling poverty in developing countries think that tackling poverty in those countries should be one of the main priorities of the EU, compared with 54% of people who doubt whether they can have a role. In much the same way, 64% of respondents who think they can play a role in tackling poverty argue that this should be one of the main priorities of their national government, compared with only 32% of people who do not think they have a role to play.


QB8 To what extent do you agree or disagree with each of the following statements regarding development aid?
Tackling poverty in developing countries should be one of the main priorities...

	...of the EU.			...of the (NATIONALITY) Government.		
	Total 'Agree'	Total 'Disagree'	Don't know	Total 'Agree'	Total 'Disagree'	Don't know
EU27	66%	30%	4%	48%	48%	4%
Age						
15-24	72%	24%	4%	53%	43%	4%
25-39	67%	30%	3%	49%	48%	3%
40-54	65%	32%	3%	46%	51%	3%
55 +	66%	29%	5%	48%	47%	5%
Difficulties paying bills						
Most of the time	61%	35%	4%	44%	53%	3%
From time to time	66%	30%	4%	48%	47%	5%
Almost never	68%	29%	3%	50%	47%	3%
Help developing countries						
Total 'Important'	74%	23%	3%	55%	42%	3%
Total 'Not important'	33%	63%	4%	21%	76%	3%
EU Aid promised to developing countries						
Increase beyond	88%	11%	1%	75%	23%	2%
Increase	78%	20%	2%	57%	40%	3%
Not increase	52%	44%	4%	34%	62%	4%
Reduce	41%	55%	4%	24%	73%	3%
Pay products from developing countries						
Total 'Yes'	76%	22%	2%	58%	39%	3%
No	57%	38%	5%	40%	56%	4%
Millennium Development Goals						
Know what it is	76%	23%	1%	66%	32%	2%
Do not know what it is	70%	27%	3%	55%	43%	2%
Never heard of it	66%	30%	4%	47%	49%	4%
You can play a role in tackling poverty						
Total 'Agree'	80%	19%	1%	64%	34%	2%
Total 'Disagree'	54%	43%	3%	32%	65%	3%

The following chart explores the link at national level between the perception that tackling poverty in developing countries should be one of the main priorities of the EU and the perception that tackling poverty in these countries has a positive influence on EU citizens.

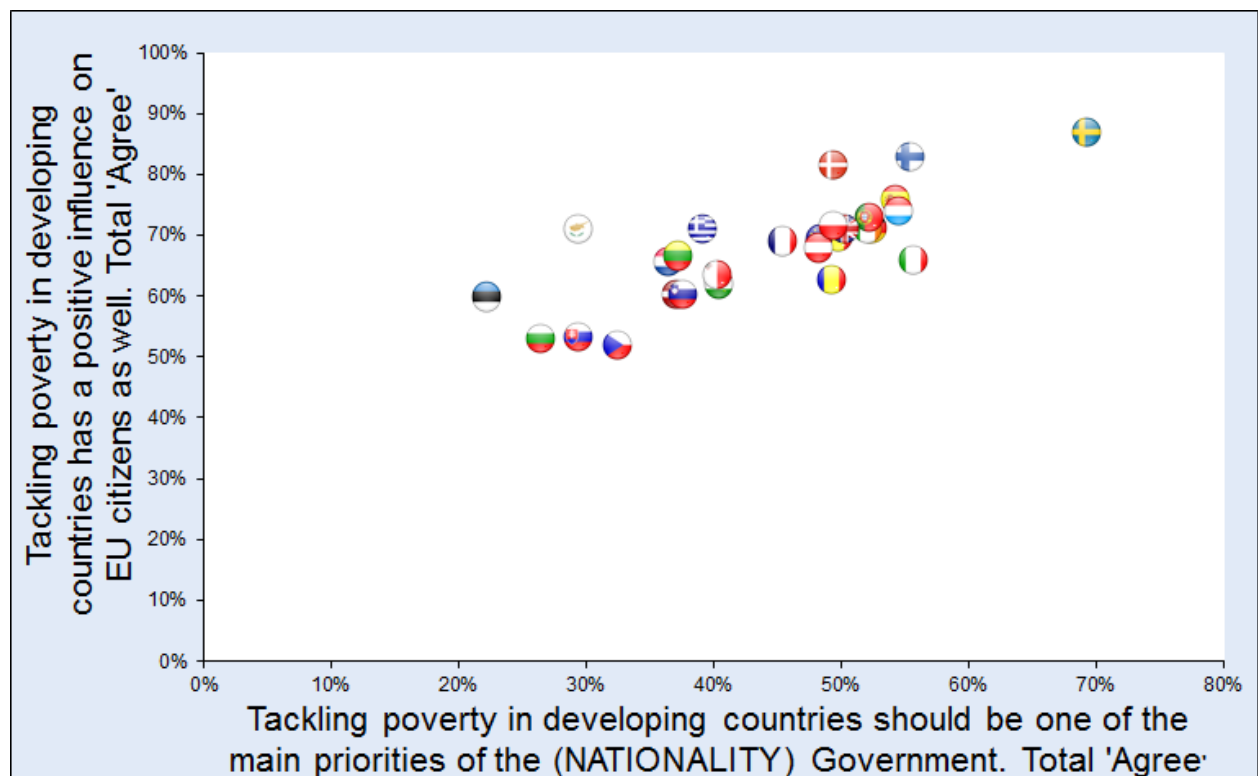
As the chart clearly shows, in Member States where a large number of people think that tackling poverty in developing countries should be one of the main priorities of the EU, a large number of people also think that tackling poverty abroad also has a positive influence on the EU's citizens.

For example, 86% of people in Sweden say that tackling poverty in developing countries should be one of the main priorities of the EU, while 87% say that tackling poverty in developing countries has a positive influence on EU citizens. But in Estonia, for example, only 49% of respondents believe that tackling poverty in developing countries should be one of the main priorities of the EU, while 61% think that tackling poverty in developing countries has a positive influence on EU citizens. This suggests that people may be likely to support development cooperation if they think it entails a positive return for well-being within the EU as well.



Also, as the chart below shows, in Member States where a large number of people think that tackling poverty in developing countries should be one of the main priorities of their national government, a large number of people also think that tackling poverty abroad also has a positive influence on the EU's citizens.

For example, 69% of respondents in Sweden say that tackling poverty in developing countries should be one of the main priorities of their national government, while 87% say that tackling poverty in developing countries has a positive influence on EU citizens. But in Estonia, only 22% of respondents believe that tackling poverty in developing countries should be one of the main priorities of their national government, while 61% think that tackling poverty in developing countries has a positive influence on EU citizens.



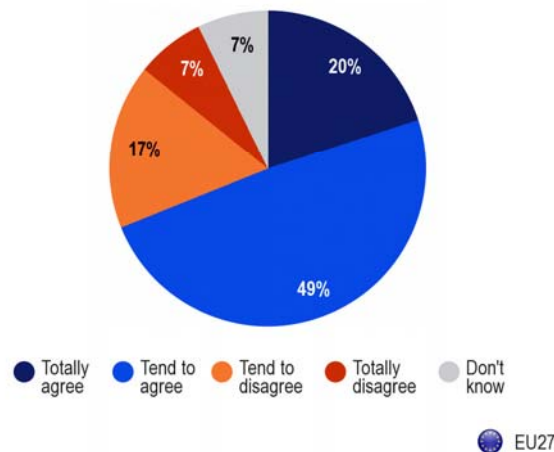
3.3 The influence on EU citizens of tackling poverty in developing countries

– An outright majority of people in all Member States believe that tackling poverty in developing countries also benefits EU citizens –

There is widespread agreement that tackling poverty in developing countries has a positive influence on EU citizens as well: 69% of respondents agree with this statement, whereas only 24% disagree.

QB8.4. To what extent do you agree or disagree with each of the following statements regarding development aid?

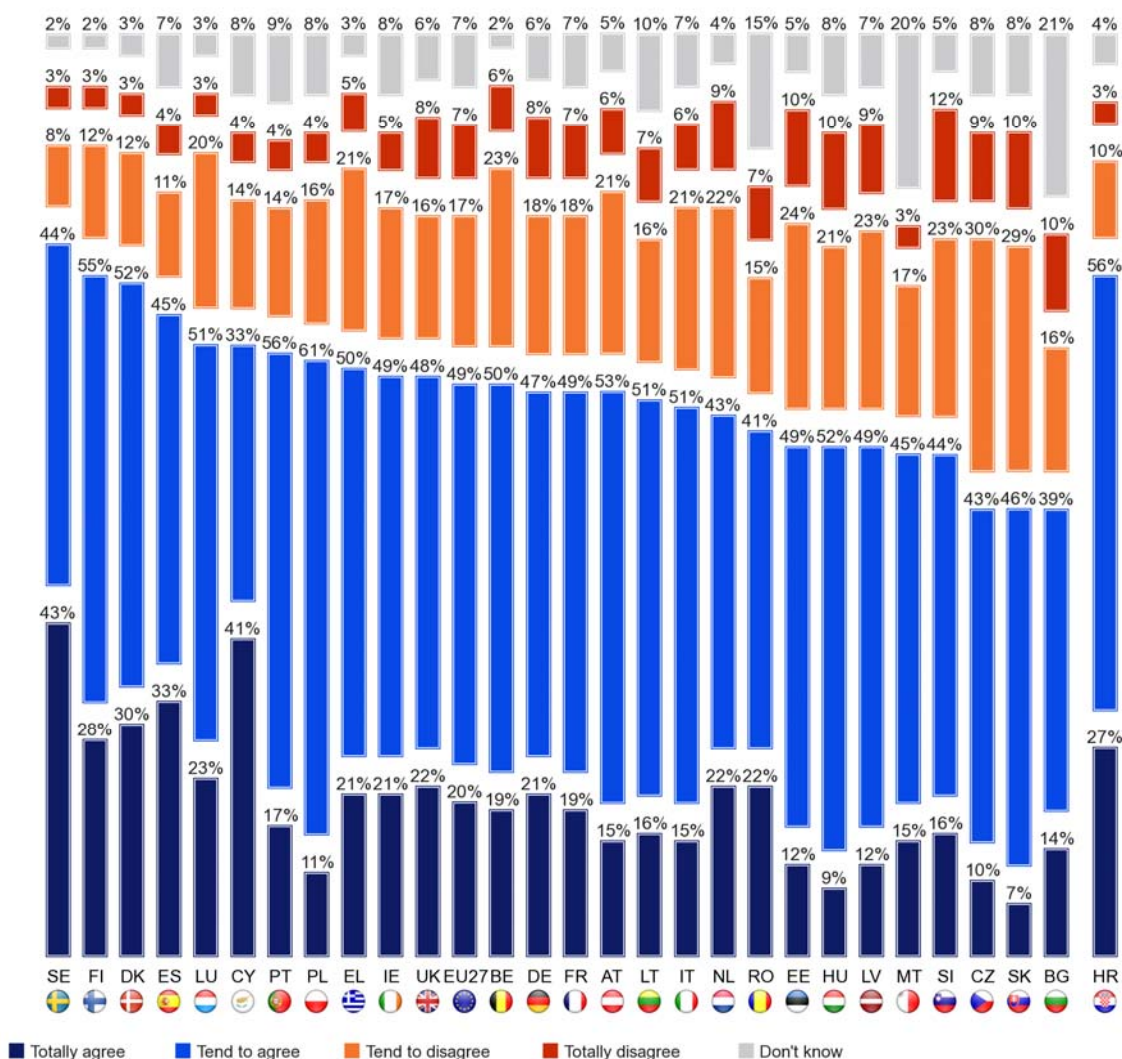
Tackling poverty in developing countries has a positive influence on EU citizens as well.



Over 50% of respondents in all Member States agree that tackling poverty in developing countries has a positive influence on EU citizens as well. The level of agreement is highest in Sweden (87%), Finland (83%) and Denmark (82%) – and is also relatively high in Croatia (83%). In comparison, relatively few people agree in Bulgaria, Slovakia and the Czech Republic (all 53%). Disagreement is highest in the Czech Republic and Slovakia (both 39%).

QB8.4. To what extent do you agree or disagree with each of the following statements regarding development aid?

Tackling poverty in developing countries has a positive influence on EU citizens as well.



The socio-demographic analysis suggests that younger respondents are somewhat more likely to think that tackling poverty in developing countries has a positive influence on EU citizens as well: 73% of 15-24 year-olds agree that it does, compared with 66% of people aged 55 and over.

Respondents with a higher level of education are more inclined to agree that tackling poverty in developing countries has a positive influence on EU citizens as well: 74% of people who left education aged 20 or above say this, compared with 63% of those who left school aged 15 or under.

In terms of occupation, managers (76%) and students (77%) are especially likely to believe that tackling poverty in developing countries has a positive influence on EU citizens as well; but unemployed people (64%), house persons (66%) and retired people (66%) are somewhat less likely to agree.

Three quarters (75%) of people who believe it is important to help developing countries think that tackling poverty in those countries also has a positive influence on EU citizens, but only 38% of those who do not think that helping developing countries is important take this view.

A substantial majority (83%) of people who argue that the EU should increase aid to developing countries beyond what it has already promised believe that tackling poverty in developing countries has a positive influence on EU citizens as well, as do 78% of individuals who say the EU should increase aid to promised levels. But the level of agreement falls to 60% among respondents who think the EU should not increase aid, and again to 46% among those who argue for a reduction in EU aid.

While 78% of people who are prepared to pay more for products from developing countries think that tackling poverty in developing countries has a positive influence on EU citizens as well; only 60% of respondents who are not prepared to pay more for such products say the same thing.

Among respondents who know about the Millennium Development Goals, 82% say that tackling poverty in developing countries has a positive influence on EU citizens as well, whereas only 67% of people who have never heard of or read about the MDGs take the same view.

Over eight out of ten respondents (85%) who feel that they can play a role in tackling poverty think that tackling poverty in developing countries has a positive influence on EU citizens as well, compared with 53% of people who see no role for themselves. Similarly, 83% of respondents who think that tackling poverty should be one of the main priorities of the EU believe that tackling poverty in developing countries has a positive influence on EU citizens as well, as opposed to 41% of those who do not think it should be one of the main priorities of the EU.

QB8.4 To what extent do you agree or disagree with each of the following statements regarding development aid?

Tackling poverty in developing countries has a positive influence on EU citizens as well.

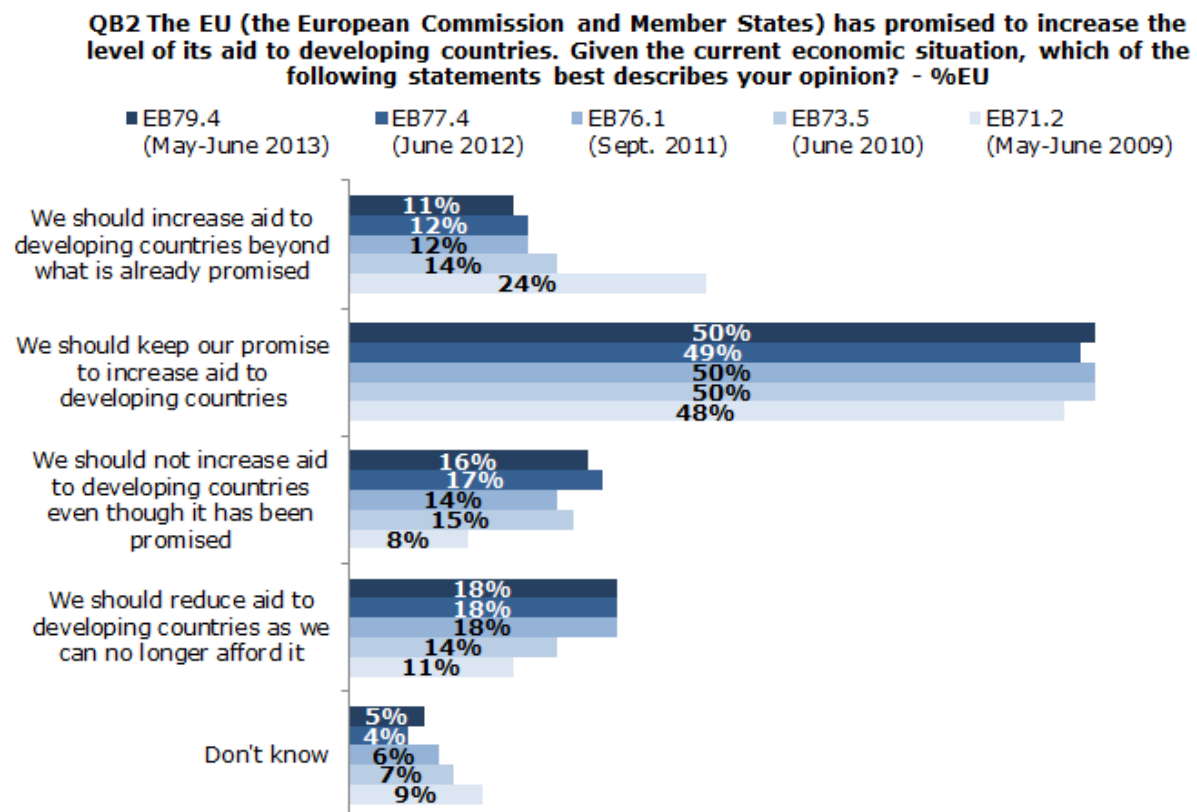
	Total 'Agree'	Total 'Disagree'	Don't know
EU27	69%	24%	7%
Age			
15-24	73%	21%	6%
25-39	70%	24%	6%
40-54	69%	25%	6%
55 +	66%	25%	9%
Education (End of)			
15-	63%	27%	10%
16-19	67%	26%	7%
20+	74%	21%	5%
Still studying	77%	18%	5%
Respondent occupation scale			
Self-employed	70%	25%	5%
Managers	76%	21%	3%
Other white collars	69%	26%	5%
Manual workers	68%	26%	6%
House persons	66%	23%	11%
Unemployed	64%	27%	9%
Retired	66%	25%	9%
Students	77%	18%	5%
Help developing countries			
Total 'Important'	75%	19%	6%
Total 'Not important'	38%	54%	8%
EU Aid promised to developing countries			
Increase beyond	83%	13%	4%
Increase	78%	17%	5%
Not increase	60%	33%	7%
Reduce	46%	45%	9%
Pay products from developing countries			
Total 'Yes'	78%	18%	4%
No	60%	32%	8%
Millennium Development Goals			
Know what it is	82%	16%	2%
Do not know what it is	75%	22%	3%
Never heard of it	67%	25%	8%
You can play a role in tackling poverty			
Total 'Agree'	85%	12%	3%
Total 'Disagree'	53%	39%	8%
Tackling poverty should be one of the main priorities of the EU			
Total 'Agree'	83%	13%	4%
Total 'Disagree'	41%	52%	7%

4. ATTITUDES TO EU AID IN LIGHT OF THE CURRENT ECONOMIC CRISIS

- The mainstream view in Europe is that we should keep our promise to increase aid to developing countries in spite of the tough economic conditions -

Despite the current difficult economic situation in Europe, more than six out of ten respondents still feel that aid to developing countries should be increased: 11% think aid should be increased beyond what is already promised, while 50% think we should keep our promise to increase aid to developing countries. In contrast, only a third of respondents (34%) either think that aid should not be increased even though that has been promised (16%) or that it should be reduced because we can no longer afford it (18%).

There has been very little change on this question since June 2012, suggesting that views on these issues have generally stabilised. Equally, there has been no reversal of the trends seen since May/June 2009 whereby the number of people who think aid should be increased beyond what has been promised has declined (-13), and the number who think that aid should be reduced because we can no longer afford it has increased (+7).

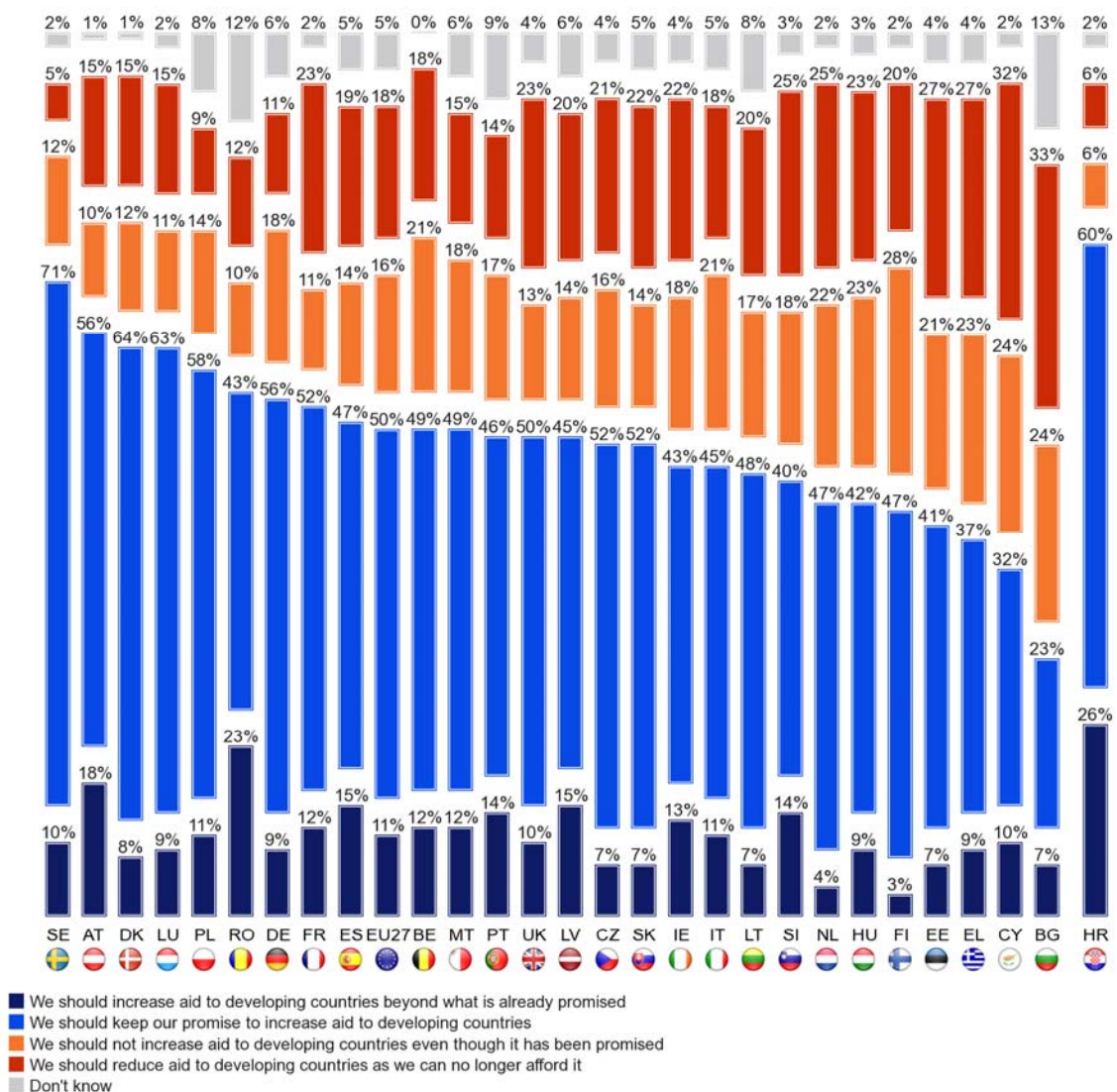


Views on whether aid should be increased vary substantially from country to country. However, in all but four Member States, at least 50% of respondents think that aid should be increased. Croatia has the highest proportion of respondents who support an increase – 86% do so – followed by Sweden (81%), Austria (74%), Denmark (72%) and Luxembourg (72%). The four exceptions, where less than 50% of respondents argue for an increase, are Bulgaria (30%), Cyprus (42%), Greece (46%) and Estonia (48%).

In most countries, the mainstream view is that aid should be increased in line with the promises already made. In ten Member States, as well as in Croatia, at least 50% of respondents give this answer. This is also the most common answer in all Member States with the exception of Bulgaria. In Cyprus, it is also the first answer, but with the same proportion as reducing aid as we can no longer afford it (32%).

At least a quarter of respondents in six Member States argue for an outright reduction in aid as we can no longer afford it: Bulgaria (33%), Cyprus (32%), Greece (27%), Estonia (27%), the Netherlands (25%) and Slovenia (25%).

QB2. The EU (the European Commission and Member States) has promised to increase the level of its aid to developing countries. Given the current economic situation, which of the following statements best describes your opinion?



While there has been very little change at EU level on this question since June 2012, some individual Member States have recorded significant shifts in opinion.






























Focusing on swings of at least 5 percentage points, we can see that more people in Ireland (13%, +6), but fewer people in Greece (9%, -7) now think that we should increase aid to developing countries beyond what is already promised.

There was a substantial rise in the number of respondents who think that we should keep our promise to increase aid to developing countries in Spain (47%, +11) and Poland (58%, +8), though the opposite trend can be seen to have occurred in Finland (47%, -10), Latvia (45%, -8), Belgium (49%, -6) and Cyprus (32%, -5).

In Greece (23%, +10), Cyprus (24%, +7) and Finland (28%, +7), more people now think that we should not increase aid to developing countries even though it has been promised, whereas fewer people take this view in Spain (14%, -12), Ireland (18%, -7) and the Netherlands (22%, -5).

The argument that we should reduce aid to developing countries as we can no longer afford it has meanwhile gained currency in Denmark (15%, +6), the Netherlands (25%, +6) and France (23%, +5), although the opposite is true in Portugal (14%, -8), Slovenia (25%, -6), Bulgaria (33%, -5) and Malta (15%, -5).

QB2 The EU (the European Commission and Member States) has promised to increase the level of its aid to developing countries. Given the current economic situation, which of the following statements best describes your opinion?
+ evolution compared with June 2012 (EB77.4)

		We should increase aid to developing countries beyond what is already promised		We should keep our promise to increase aid to developing countries		We should not increase aid to developing countries even though it has been promised		We should reduce aid to developing countries as we can no longer afford it		Don't know	
	EU27	11%	-1	50%	+1	16%	-1	18%	=	5%	+1
	IE	13%	+6	43%	=	18%	-7	22%	+4	4%	-3
	MT	12%	+4	49%	+3	18%	-4	15%	-5	6%	+2
	BE	12%	+3	49%	-6	21%	+3	18%	+1	0%	-1
	ES	15%	+3	47%	+11	14%	-12	19%	-4	5%	+2
	LV	15%	+3	45%	-8	14%	+2	20%	+2	6%	+1
	SI	14%	+3	40%	+2	18%	-1	25%	-6	3%	+2
	HU	9%	+2	42%	-2	23%	+2	23%	-3	3%	+1
	PT	14%	+2	46%	-2	17%	+4	14%	-8	9%	+4
	RO	23%	+2	43%	+1	10%	+2	12%	-4	12%	-1
	BG	7%	+1	23%	+1	24%	-1	33%	-5	13%	+4
	CZ	7%	+1	52%	+2	16%	-4	21%	-1	4%	+2
	NL	4%	=	47%	-2	22%	-5	25%	+6	2%	+1
	SK	7%	=	52%	=	14%	-1	22%	-2	5%	+3
	SE	10%	=	71%	+1	12%	=	5%	-1	2%	=
	UK	10%	=	50%	+1	13%	-3	23%	+2	4%	=
	EE	7%	-1	41%	=	21%	+1	27%	-2	4%	+2
	FR	12%	-1	52%	-3	11%	=	23%	+5	2%	-1
	FI	3%	-1	47%	-10	28%	+7	20%	+3	2%	+1
	LT	7%	-2	48%	=	17%	-3	20%	+2	8%	+3
	AT	18%	-2	56%	+2	10%	=	15%	+1	1%	-1
	DK	8%	-3	64%	-1	12%	-2	15%	+6	1%	=
	DE	9%	-3	56%	+2	18%	=	11%	-2	6%	+3
	IT	11%	-3	45%	+2	21%	+2	18%	-3	5%	+2
	LU	9%	-3	63%	+2	11%	-2	15%	+3	2%	=
	PL	11%	-3	58%	+8	14%	-3	9%	-4	8%	+2
	CY	10%	-4	32%	-5	24%	+7	32%	+3	2%	-1
	EL	9%	-7	37%	-2	23%	+10	27%	-3	4%	+2
	HR	26%	NA	60%	NA	6%	NA	6%	NA	2%	NA

The socio-demographic analysis shows that younger respondents are the most likely to think that we should keep our promise to increase aid to developing countries: 55% of 15-24 year-olds support this, compared with 47% of people aged 55 and over. Respondents in the latter age group are by contrast more likely than 15-24 year-olds to feel that we should reduce aid because we can no longer afford it, by a margin of 21% to 13%.

Respondents with a higher level of education are more inclined to think that we should keep our promise to increase aid to developing countries: 55% of individuals who finished their education aged 20 or over say this, compared with 42% of those who left school aged 15 or under. People in the latter group are the most likely to say that we should reduce aid because we can no longer afford it: 24% do so, compared with 14% of those who left education aged 20 or above.

Looking at the occupation scale, we can see that managers (58%) are the most likely to believe that we should keep our promise to increase aid to developing countries, while unemployed people (45%) and house persons (45%) are the least likely to feel this way. Unemployed people and retired persons (both 21%) are the most inclined to say that we should reduce aid because we can no longer afford it, whereas only 12% of managers take this view.

Respondents who are comfortable financially are more likely to think that we should keep our promise to developing countries: 54% of those who almost never have difficulties paying bills say this, as opposed to 39% of those who have difficulties most of the time. In contrast, 27% of people who have difficulties most of the time think that we should reduce aid because we can no longer afford it, whereas only 15% of respondents who almost never have difficulties paying bills say this.

People who believe it is important to help developing countries are more likely than those who do not to argue that we should increase aid beyond what is already promised (13% vs. 3%) and that we should keep our promise to increase aid (57% vs. 20%). However, they are less likely to think that we should not increase aid (14% vs. 26%) or that we should reduce aid (12% vs. 48%).

While 61% of people who are prepared to pay more for products from developing countries think that we should keep our promise to increase aid, only 39% of respondents who are not willing to pay more for such products agree. Individuals who are not interested in paying more for products from developing countries are more likely to argue that we should not increase aid (20% vs. 13%) or that aid should be reduced (26% vs. 10%).

A majority of respondents (58%) who believe that they can play a role in tackling poverty think that we should keep our promise to increase aid, compared with 42% of people who disagree that they can play a role. But more people who do not think they have a role to play think that we should reduce aid (26% vs. 11%).

A majority of respondents (58%) who think that tackling poverty should be one of the main priorities of the EU also think that we should keep our promise to increase aid, as opposed to only a third (34%) of those who do not think it should be one of the main priorities of the EU. A third of respondents (33%) in the latter group argue for a reduction in aid (vs. 11% of people who see tackling poverty as one of the main priorities of the EU).

QB2 The EU (the European Commission and Member States) has promised to increase the level of its aid to developing countries. Given the current economic situation, which of the following statements best describes your opinion?

	We should increase aid to developing countries beyond what is already promised	We should keep our promise to increase aid to developing countries	We should not increase aid to developing countries even though it has been promised	We should reduce aid to developing countries as we can no longer afford it	Don't know
EU27	11%	50%	16%	18%	5%

Age

15-24	15%	55%	13%	13%	4%
25-39	12%	51%	15%	17%	5%
40-54	10%	50%	17%	18%	5%
55 +	10%	47%	17%	21%	5%

Education (End of)

15-	9%	42%	18%	24%	7%
16-19	10%	48%	17%	20%	5%
20+	13%	55%	15%	14%	3%
Still studying	16%	59%	12%	9%	4%

Respondent occupation scale

Self-employed	10%	48%	18%	19%	5%
Managers	12%	58%	16%	12%	2%
Other white collars	11%	52%	16%	17%	4%
Manual workers	10%	50%	16%	19%	5%
House persons	12%	45%	16%	19%	8%
Unemployed	12%	45%	17%	21%	5%
Retired	10%	47%	17%	21%	5%
Students	16%	59%	12%	9%	4%

Difficulties paying bills

Most of the time	12%	39%	16%	27%	6%
From time to time	11%	46%	17%	20%	6%
Almost never	11%	54%	16%	15%	4%

Help developing countries

Total 'Important'	13%	57%	14%	12%	4%
Total 'Not important'	3%	20%	26%	48%	3%

Pay products from developing countries

Total 'Yes'	14%	61%	13%	10%	2%
No	9%	39%	20%	26%	6%

You can play a role in tackling poverty

Total 'Agree'	14%	58%	14%	11%	3%
Total 'Disagree'	8%	42%	19%	26%	5%

Tackling poverty should be one of the main priorities of the EU

Total 'Agree'	15%	58%	13%	11%	3%
Total 'Disagree'	4%	34%	24%	33%	5%

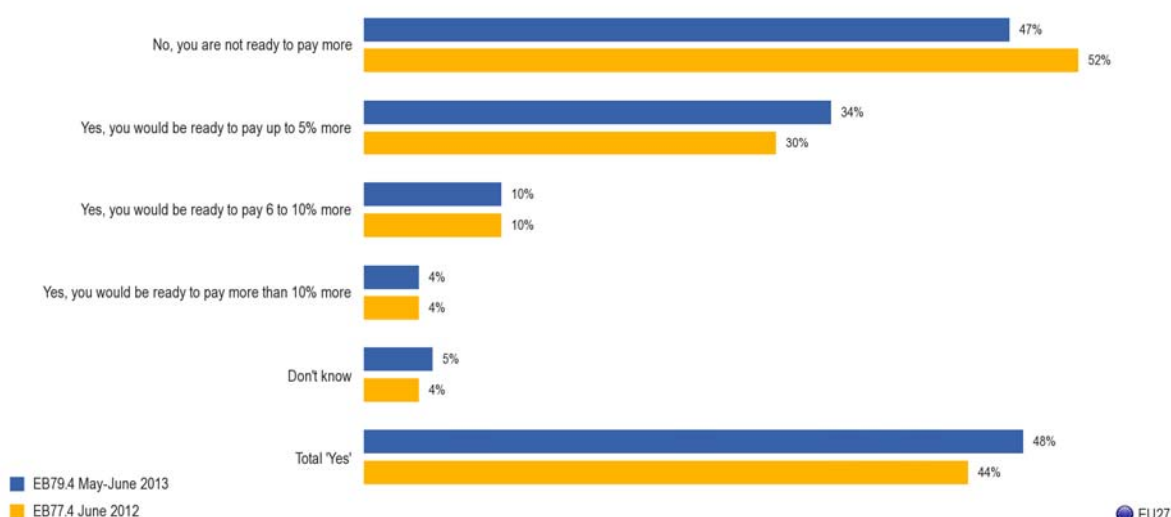
5. PERSONAL COMMITMENT TO DEVELOPMENT

- A majority of respondents are now willing to pay more for products from developing countries, while this was not the case in 2012 –

When asked whether they would be prepared to pay more for groceries or other products from developing countries to support people living there, almost half of the respondents (48%, +4) would be willing to pay more for products from developing countries. A majority of people now express a willingness to do this (48% vs. 47%), which is a reversal of the situation recorded in June 2012 (52% unwilling vs. 44% willing).






























A third of respondents (34%, +4 compared with June 2012) say they would be ready to pay up to 5% more, while a tenth of respondents (10%, no change) would be ready to pay between 6% and 10% more. Just 4% (no change) would be ready to pay over 10% more.

QB4. Would you be prepared to pay more for groceries or other products from developing countries to support people living in these countries (for instance for fair trade products)?



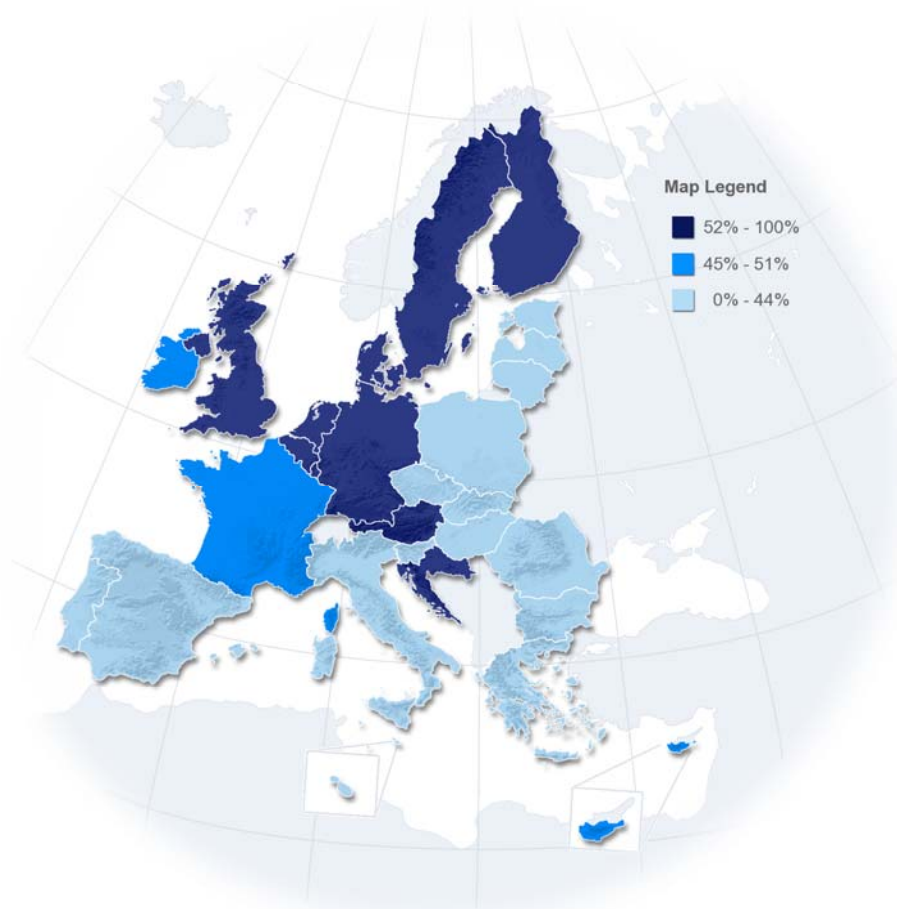
An outright majority of respondents in EU15 countries are prepared to pay more for products from developing countries (53%, vs. 43% unwilling), which is a reversal of the situation in the NMS12 countries (62% unwilling vs. 31% willing).

At individual country level, the data show that over 50% of respondents in nine Member States, plus Croatia, are ready to pay more for products from developing countries. The number of people who are willing to do this is particularly high in Sweden (80%), Luxembourg (74%) and the Netherlands (72%). But at the other end of the scale, in five Member States less than 30% of people express a willingness to pay more for products from developing countries: Portugal (18%), Bulgaria (21%), Latvia (27%), Romania (28%) and Lithuania (29%).

 SE	80%
 LU	74%
 NL	72%
 FI	70%
 DE	67%
 DK	62%
 UK	60%
 BE	60%
 AT	58%
 EU	48%
 FR	47%
 IE	47%
 CY	46%
 ES	42%
 IT	40%
 MT	38%
 SI	36%
 CZ	36%
 EL	36%
 PL	34%
 SK	31%
 EE	31%
 HU	30%
 LT	29%
 RO	28%
 LV	27%
 BG	21%
 PT	18%
 HR	60%

Question: QB4. Would you be prepared to pay more for groceries or other products from developing countries to support people living in these countries (for instance for fair trade products)?






























Answers: Total 'Yes'



Since 2012, there has been a substantial increase at EU level (+4) in the number of people who say they are ready to pay more for products from developing countries, and this change is reflected at country level, with the proportion of respondents giving this answer rising in all but three Member States. There was an increase of at least five percentage points in 15 Member States, with the largest increases occurring in Ireland (47%, +12), the Czech Republic (36%, +8) and Latvia (27%, +8). The three exceptions, where there has not been an increase in the number of people who are ready to pay more for products from developing countries, are the Netherlands (72%, -4), Belgium (60%, -2) and Denmark (62%, no change).

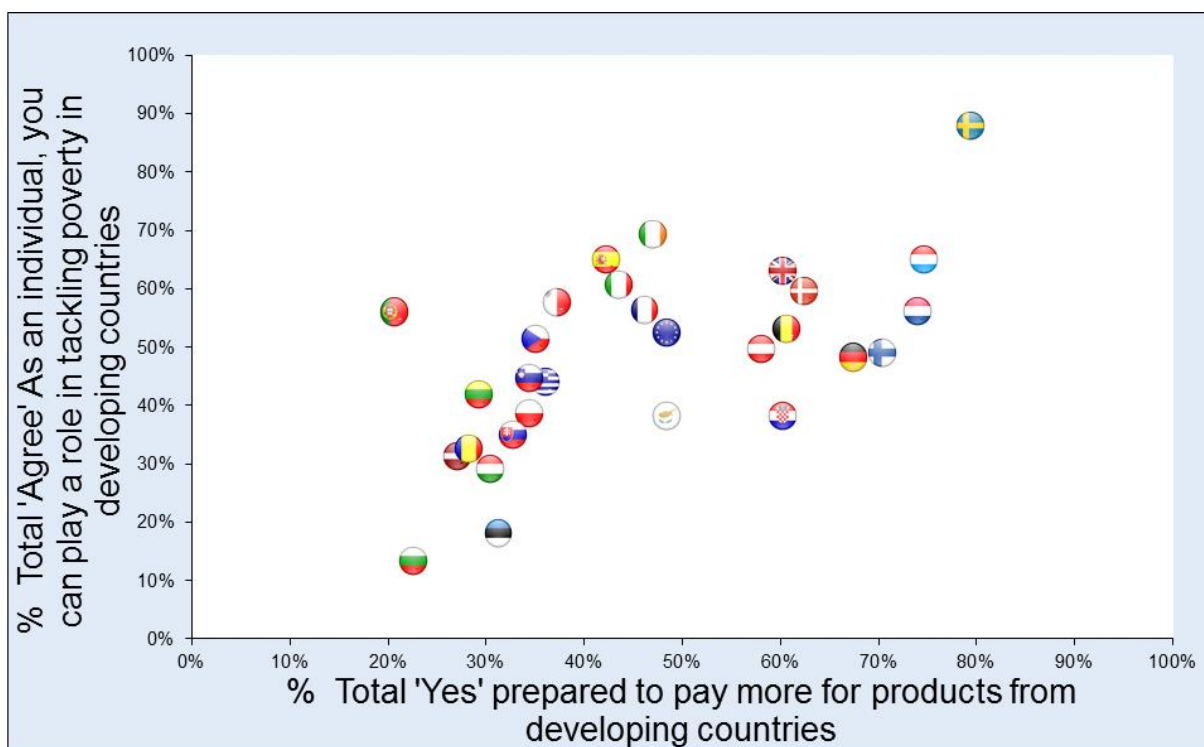
QB4 Would you be prepared to pay more for groceries or other products from developing countries to support people living in these countries (for instance for fair trade products)?

+ evolution compared with June 2012 (EB77.4)

	No, you are not ready to pay more		Yes, you would be ready to pay up to 5% more		Yes, you would be ready to pay 6 to 10% more		Yes, you would be ready to pay more than 10% more		Don't know		Total 'Yes'	
 EU27	47%	-5	34%	+4	10%	=	4%	=	5%	+1	48%	+4
 IE	46%	-14	34%	+5	10%	+5	3%	+2	7%	+2	47%	+12
 CZ	60%	-9	29%	+7	6%	+1	1%	=	4%	+1	36%	+8
 LV	70%	-8	24%	+6	2%	+1	1%	+1	3%	=	27%	+8
 ES	52%	-10	33%	+5	7%	+2	2%	=	6%	+3	42%	+7
 IT	52%	-8	31%	+7	8%	+1	1%	-1	8%	+1	40%	+7
 MT	55%	-5	34%	+7	3%	=	1%	=	7%	-2	38%	+7
 RO	60%	-6	24%	+7	2%	-1	2%	+1	12%	-1	28%	+7
 UK	37%	-6	43%	+5	12%	=	5%	+1	3%	=	60%	+6
 SI	62%	-7	26%	+1	8%	+4	2%	+1	2%	+1	36%	+6
 PT	78%	-5	15%	+6	2%	=	1%	=	4%	-1	18%	+6
 CY	45%	-7	39%	+4	7%	+2	0%	-1	9%	+2	46%	+5
 PL	61%	-6	30%	+5	3%	-1	1%	+1	5%	+1	34%	+5
 HU	66%	-7	25%	+4	4%	+1	1%	=	4%	+2	30%	+5
 LT	66%	-7	26%	+5	3%	+1	0%	-1	5%	+2	29%	+5
 BG	70%	-8	19%	+5	2%	=	0%	=	9%	+3	21%	+5
 SE	17%	-5	34%	=	28%	+2	18%	+2	3%	+1	80%	+4
 LU	25%	-3	49%	+13	15%	-3	10%	-6	1%	-1	74%	+4
 SK	64%	-5	27%	+3	4%	+1	0%	=	5%	+1	31%	+4
 DE	30%	-1	38%	+2	21%	+1	8%	=	3%	-2	67%	+3
 AT	37%	-3	41%	+1	14%	+2	3%	=	5%	=	58%	+3
 EL	62%	-4	30%	+2	5%	=	1%	+1	2%	+1	36%	+3
 FI	30%	-1	51%	+7	14%	-4	5%	-1	0%	-1	70%	+2
 FR	51%	-1	35%	+2	9%	-1	3%	=	2%	=	47%	+1
 EE	67%	-2	24%	-1	6%	+2	1%	=	2%	+1	31%	+1
 DK	36%	+1	37%	=	17%	-2	8%	+2	2%	-1	62%	=
 BE	39%	+1	44%	-2	12%	=	4%	=	1%	+1	60%	-2
 NL	26%	+4	43%	=	21%	-3	8%	-1	2%	=	72%	-4
 HR	36%	NA	41%	NA	13%	NA	6%	NA	4%	NA	60%	NA

As the chart below shows, in Member States where respondents are more likely to agree that as an individual they can play a role in tackling poverty in developing countries, respondents are also more likely to be prepared to pay more for products from such countries. For example, in Sweden 90% of the respondents think that they can play a role in tackling poverty in developing countries and 80% of the respondents are prepared to pay more for products from developing countries. In contrast, in Bulgaria only 10% think that individuals can play a role in tackling poverty in developing countries and only 21% are prepared to pay more for products from developing countries.

Portugal seems to be one of the few Member States which do not respect this pattern. Indeed, more than half of the respondents (56%) in this country believe that individuals can play a role in tackling poverty in developing countries but only 18% are prepared to pay more for products from developing countries.



According to the socio-demographic data, younger respondents are the most willing to pay more for products from developing countries: 53% of 15-24 year-olds are ready to do this, compared with 45% of respondents aged 55 or above.

Respondents who left education aged 20 or over are also more open to paying more for these types of products: 60% of people in this group are ready to do this, whereas only 36% of people who left school aged 15 or under are willing to do so.

The occupation scale shows some particularly wide differences in opinion. Two-thirds of managers (66%) and 54% of other white collar workers are prepared to pay extra for products from developing countries, but only 36% of unemployed people and 39% of house persons are willing to do so.

The respondent’s financial position unsurprisingly has a bearing on his or her willingness to pay more for products from developing countries: 56% of people who almost never have difficulty paying their bills are ready to pay more; 30% of people who have difficulty most of the time are prepared to do this – a figure that still appears high since it suggests that these people who have not enough resources to cover their own needs would still be willing to share.

A majority (54%) of people who believe it is important to help developing countries are ready to pay more for products from those countries, whereas only around a quarter (27%) of people who do not think it is important to help developing countries say the same thing.

Most people who think the EU should increase aid beyond what has been promised (59%) or in line with what has been promised (59%) say they would pay more for products from developing countries. However, only 39% of people who do not think aid should be increased, and 27% of those who think the EU should reduce aid, are ready to pay more.

People who think they can play a role as an individual in tackling poverty are more likely to be ready to pay more for products from developing countries than those who do not think they can play a role, by a margin of 60% to 37%.

A majority (55%) of respondents who believe that tackling poverty should be one of the main priorities of the EU say they would be ready to pay more, as opposed to 35% of people who do not think that tackling poverty should be one of the main priorities of the EU.

QB4 Would you be prepared to pay more for groceries or other products from developing countries to support people living in these countries (for instance for fair trade products)?

	Total 'Yes'	No, you are not ready to pay more	Don't know
EU27	48%	47%	5%

Age

15-24	53%	41%	6%
25-39	49%	47%	4%
40-54	49%	47%	4%
55 +	45%	50%	5%

Education (End of)

15-	36%	59%	5%
16-19	44%	51%	5%
20+	60%	36%	4%
Still studying	60%	35%	5%

Respondent occupation scale

Self-employed	52%	43%	5%
Managers	66%	31%	3%
Other white collars	54%	42%	4%
Manual workers	44%	52%	4%
House persons	39%	54%	7%
Unemployed	36%	59%	5%
Retired	45%	50%	5%
Students	60%	35%	5%

Difficulties paying bills

Most of the time	30%	65%	5%
From time to time	39%	55%	6%
Almost never	56%	40%	4%

Help developing countries

Total 'Important'	54%	42%	4%
Total 'Not important'	27%	69%	4%

EU Aid promised to developing countries

Increase beyond	59%	37%	4%
Increase	59%	37%	4%
Not increase	39%	57%	4%
Reduce	27%	69%	4%

You can play a role in tackling poverty

Total 'Agree'	60%	36%	4%
Total 'Disagree'	37%	59%	4%

Tackling poverty should be one of the main priorities of the EU

Total 'Agree'	55%	41%	4%
Total 'Disagree'	35%	61%	4%

6. THE FUTURE OF THE MILLENNIUM DEVELOPMENT GOALS

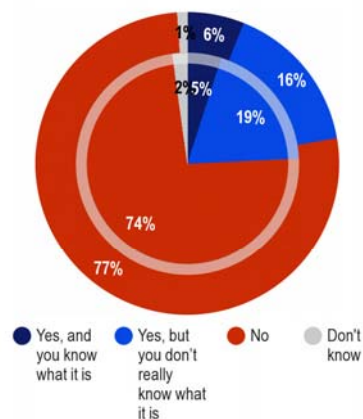
6.1 Awareness of the Millennium Development Goals

- Relatively few Europeans (6%) are familiar with the Millennium Development Goals and know what they are -

Only a small number of respondents (6%) have heard of or read about the Millennium Development Goals and know what they are. Around one in six respondents (16%) have heard of or read about them but don't know what they are. Three quarters of respondents (77%) have not heard of or read about them at all.

Since June 2009, there has been a marginal increase (+1) in the number of respondents who have heard of or read about the Goals and know what they are. However, there has been a decline (-3) in the number of people who have heard of or read about them but don't know what they are, and a rise (+3) in the number who have not heard of or read about them.

QB5. Have you ever heard or read about the Millennium Development Goals?



Inner pie : EB71.2 May-June 2009
Outer pie : EB79.4 May-June 2013






























EU27

In two Member States more than a tenth of respondents have heard of or read about the Millennium Development Goals and know what they are: the Netherlands (18%) and Belgium (11%). A relatively high number of people also say that they have heard of or read about them but don't know what they are in Sweden (44%) and the Netherlands (42%).

But in most Member States over 50% of people have never heard of or read about the Millennium Development Goals. The only exceptions are the Netherlands, where only 39% of respondents have never heard of or read about them, and Sweden (46%). In 13 Member States, at least 80% of respondents have never heard of or read about them.

Compared with 2009, familiarity with the Millennium Development Goals increased the most in Belgium (11%, +4) and Italy (9%, +4), while declining the most in Luxembourg (4%, -6). The number of people who say they have heard of or read about the Millennium Development Goals but don't really know what they are rose substantially in Sweden (44%, +9) and Bulgaria (19%, +9), while falling even more substantially in Slovenia (14%, -18), Slovakia (17%, -13) and Finland (17%, -11). In ten Member States there were significant rises of five points or more in the proportion of respondents who have not heard of the Millennium Development Goals: Slovenia (80%, +20), Luxembourg (86%, +15), Slovakia (77%, +15), Finland (79%, +14) and Portugal (74%, +12).

QB5 Have you ever heard or read about the Millennium Development Goals?
+ evolution compared with May-June 2009 (EB71.2)

		Yes, and you know what it is		Yes, but you don't really know what it is		No		Don't know	
	EU27	6%	+1	16%	-3	77%	+3	1%	-1
	NL	18%	+1	42%	-5	39%	+4	1%	=
	BE	11%	+4	23%	+2	66%	-5	0%	-1
	IT	9%	+4	27%	=	60%	-4	4%	=
	SE	9%	-1	44%	+9	46%	-8	1%	=
	DE	7%	=	17%	-2	75%	+2	1%	=
	IE	7%	=	14%	-3	77%	+4	2%	-1
	EL	7%	+1	16%	-1	77%	=	0%	=
	ES	7%	+2	12%	-6	79%	+3	2%	+1
	HU	6%	+1	18%	-2	75%	+1	1%	=
	PL	6%	+2	10%	-3	84%	+3	0%	-2
	MT	5%	+1	12%	+2	81%	-2	2%	-1
	AT	5%	+1	22%	-6	72%	+6	1%	-1
	PT	5%	-1	20%	-9	74%	+12	1%	-2
	SI	5%	-2	14%	-18	80%	+20	1%	=
	SK	5%	-2	17%	-13	77%	+15	1%	=
	BG	4%	+2	19%	+9	74%	-5	3%	-6
	EE	4%	=	15%	=	81%	+1	0%	-1
	LU	4%	-6	8%	-9	86%	+15	2%	=
	RO	4%	+1	11%	-3	80%	+7	5%	-5
	FI	4%	-3	17%	-11	79%	+14	0%	=
	UK	4%	+1	7%	-4	89%	+4	0%	-1
	CZ	3%	-1	12%	-1	84%	+2	1%	=
	CY	3%	+1	7%	-2	89%	+3	1%	-2
	LT	3%	-3	15%	-4	81%	+8	1%	-1
	DK	2%	-2	8%	-4	90%	+6	0%	=
	FR	2%	=	7%	-4	91%	+5	0%	-1
	LV	2%	+1	12%	=	86%	=	0%	-1
	HR	7%	NA	13%	NA	79%	NA	1%	NA

The socio-demographic data suggest that the respondent's level of education is an important indicator of whether he or she has ever heard of or read about the Millennium Development Goals. Among respondents who left education aged 20 or over, 10% have heard of or read about the Goals and know what they are, and 20% have heard of or read about them but don't know what they are. In contrast, only 2% of respondents who left school aged 15 or below have heard of or read about the Goals and know what they are, while 12% have heard of or read about them but don't know what they are.

There are similar variations among the different employment categories. Among managers, 11% have heard of or read about the Goals and know what they are, and 19% have heard of or read about them but don't know what they are; while among self-employed people 9% have heard of or read about them and know what they are, and 20% have heard of or read about them but don't know what they are. But only 4% of unemployed people have heard of or read about the Goals and know what they are, while 11% have heard of or read about them but don't know what they are.

QB5 Have you ever heard or read about the Millennium Development Goals?

	Yes, and you know what it is	Yes, but you don't really know what it is	No	Don't know
EU27	6%	16%	77%	1%
Education (End of)				
15-	2%	12%	84%	2%
16-19	5%	15%	79%	1%
20+	10%	20%	69%	1%
Still studying	10%	18%	71%	1%
Respondent occupation scale				
Self-employed	9%	20%	71%	0%
Managers	11%	19%	69%	1%
Other white collars	6%	21%	71%	2%
Manual workers	4%	15%	80%	1%
House persons	5%	13%	80%	2%
Unemployed	4%	11%	83%	2%
Retired	4%	14%	81%	1%
Students	10%	18%	71%	1%

6.2 Development policy priorities after 2015

- Over four out of ten Europeans think that development policy should focus on employment after 2015 –

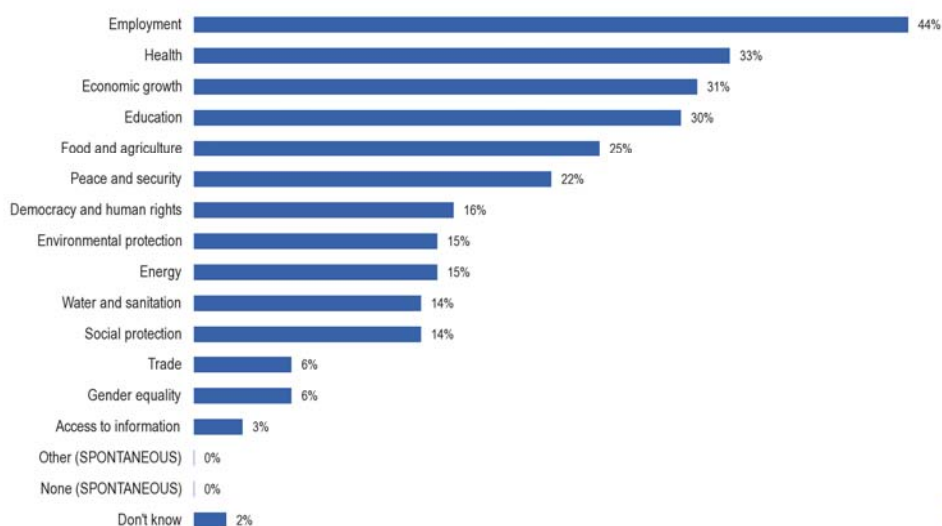
Respondents were asked which areas development policy should focus on after 2015, with a maximum of three answers allowed.

Among the 14 suggested priorities respondents could mention, **employment** is the area mentioned by the most respondents. Indeed, 44% think that development policy should focus on this after 2015. A third of respondents (33%) think that **health** should be a focus, with around three out of ten people also mentioning **economic growth** (31%) and **education** (30%).

A quarter of respondents (25%) say that development policy should focus on **food and agriculture**, while around a fifth (22%) think that **peace and security** should be an area of focus.

Among the three areas they were allowed to name, over a tenth of respondents mention **democracy and human rights** (16%); **environmental protection** (15%); **energy** (15%); **water and sanitation** (14%); and **social protection** (14%). Relatively few respondents quote **trade** (6%), **gender equality** (6%), or **access to information** (3%). This does not imply that those areas are not considered important for development policy for European citizens, only that they are seen as less pressing than employment (44%), health (33%), economic growth (31%) or education (30%), for instance.

QB6. Which of the following areas do you think development policy should focus on after 2015?



EU27

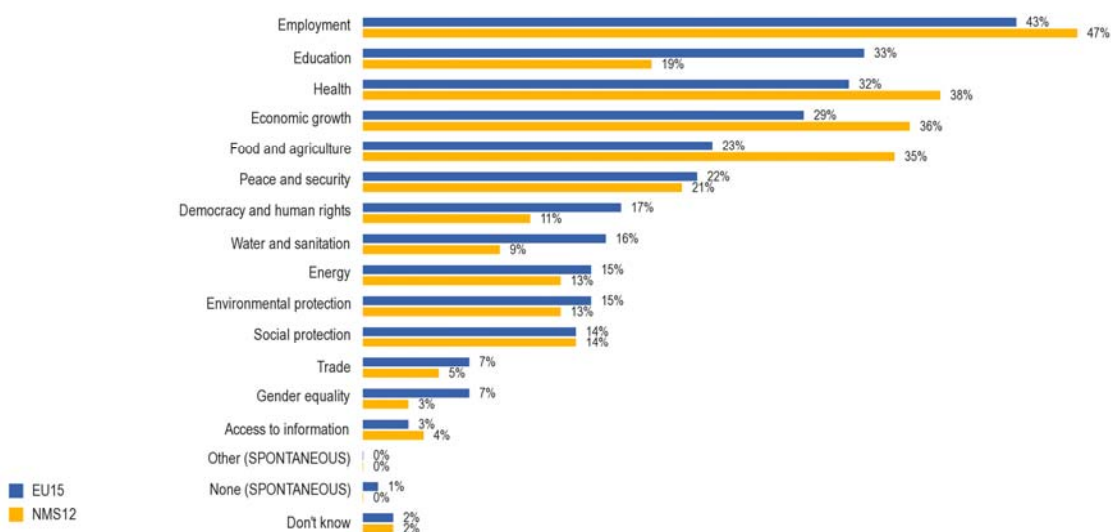
(MAX. 3 ANSWERS POSSIBLE)

As the following graph illustrates, there are some noticeable differences in the areas of focus suggested by respondents from the NMS12 countries and by their counterparts in the EU15 countries.

In the NMS12 countries, respondents are more likely to think that development policy should focus on employment (47% vs. 43% for the EU15), health (38% vs. 32%), economic growth (36% vs. 29%), and food and agriculture (35% vs. 23%).

Meanwhile, EU15 respondents are more likely to argue that development policy should focus on education (33% vs. 19%), democracy and human rights (17% vs. 11%), and water and sanitation (16% vs. 9%).

QB6. Which of the following areas do you think development policy should focus on after 2015?



(MAX. 3 ANSWERS POSSIBLE)

Employment is the area of focus mentioned by the most people in 14 Member States, and also in Croatia. The focus on employment is especially strong in Spain (66%), Portugal (63%) and Croatia (59%). However, elsewhere relatively few people think the focus should be on employment, notably in Germany (20%), the Netherlands (25%), Austria (27%) and Denmark (27%).

Health is seen as the most important area of focus by respondents in three Member States: Malta (53%), the UK (40%) and Estonia (36%). A relatively high number of people also mention health in Romania (53%), Cyprus (44%), Bulgaria (43%) and Portugal (43%). However, health is not seen as an important area of focus in Croatia (18%), Sweden (23%) and the Czech Republic (24%).

Economic growth is regarded as the most important area of focus for development policy in three Member States: Cyprus (47%), Lithuania (47%) and Hungary (45%). Respondents in Greece (52%), Croatia (46%) and Italy (43%) also view economic growth as an important issue to focus on, although relatively few people in Sweden (15%), Germany (16%), Finland (18%) and Luxembourg (19%) feel the same way.

In five Member States, **education** is seen as the most important area of focus for development policy: the Netherlands (41%), Denmark (39%), Luxembourg (38%, same proportion as for employment), Germany (36%) and Finland (33%, same proportion as for employment). Education is also emphasised by respondents in Sweden (43%), Spain (41%) and Malta (40%). But at the other end of the scale, education receives relatively little attention in Hungary (13%), Poland (13%), Austria (17%), Slovenia (17%) and Slovakia (17%).

In Romania (57%), Slovenia (57%) and Austria (43%), **food and agriculture** is considered to be the most important area of focus for development policy. Relatively few people in Italy (12%), Spain (16%) and Malta (16%) think that food and agriculture should be a principal area of focus, however.

People in Sweden (45%) place an exceptionally large emphasis on **democracy and human rights** as an area of focus for development policy. This is the top answer among respondents from Sweden. Respondents in the other Nordic countries – Denmark (29%) and Finland (27%) – also attribute a relatively high level of importance to democracy and human rights. In contrast, less than a tenth of respondents in Bulgaria (8%), Estonia (9%), Latvia (9%) and Lithuania (9%) mention this policy area.

At least three out of ten respondents think that **peace and security** is an important area to focus on in Germany (33%), Finland (31%) and Denmark (30%), while over a fifth mention **environmental protection** in Bulgaria (22%), as well as in Denmark, Germany, France, Austria, Slovenia and Sweden (all 20%).

Over a fifth of people consider **energy** to be an important area of focus for development policy in five Member States: Lithuania (29%), Hungary (23%), Malta (21%), the UK (21%) and France (20%). **Water and sanitation** is identified as an important area of focus by at least a quarter of respondents in Sweden (31%), Luxembourg (27%) and Austria (26%). Meanwhile, **social protection** is cited by a relatively high number of people in Latvia (25%), Austria (23%), Portugal (23%), Estonia (22%), Germany (21%) and Lithuania (21%).

Relatively few respondents in most Member States mention the remaining items among the three priorities they can name as the most pressing areas for development policy, though there are some exceptions. In Finland, 14% of respondents mention **gender equality**, as do 11% of respondents in Sweden; 13% of UK respondents mention **trade**, as do 11% of respondents in both the Netherlands and Ireland; and 7% of respondents in Denmark mention **access to information**.

QB6 Which of the following areas do you think development policy should focus on after 2015?

	Employment	Health	Economic growth	Education	Food and agriculture	Peace and security	Democracy and human rights	Environmental protection	Energy	Water and sanitation	Social protection	Gender equality	Trade	Access to information	Other (SPONT.)	None (SPONT.)	Don't know
EU27	44%	33%	31%	30%	25%	22%	16%	15%	15%	14%	14%	6%	6%	3%	0%	0%	2%
BE	36%	28%	26%	33%	23%	27%	17%	16%	15%	21%	17%	6%	8%	4%	0%	0%	1%
BG	57%	43%	39%	21%	32%	25%	8%	22%	11%	6%	11%	2%	4%	3%	0%	0%	1%
CZ	40%	24%	39%	19%	36%	27%	16%	17%	8%	24%	14%	8%	5%	4%	0%	0%	1%
DK	27%	30%	26%	39%	23%	30%	29%	20%	10%	20%	16%	9%	10%	7%	0%	0%	0%
DE	20%	26%	16%	36%	32%	33%	23%	20%	18%	22%	21%	8%	3%	3%	0%	1%	2%
EE	29%	36%	31%	27%	33%	27%	9%	19%	12%	11%	22%	3%	3%	2%	1%	0%	4%
IE	47%	42%	34%	36%	19%	13%	12%	10%	12%	14%	11%	6%	11%	4%	0%	1%	2%
EL	55%	40%	52%	22%	20%	17%	10%	12%	16%	9%	19%	2%	9%	2%	0%	0%	0%
ES	66%	37%	35%	41%	16%	11%	15%	8%	5%	7%	11%	5%	4%	2%	0%	0%	2%
FR	54%	28%	28%	29%	23%	29%	11%	20%	20%	15%	17%	7%	5%	2%	0%	1%	0%
IT	57%	29%	43%	22%	12%	13%	13%	16%	15%	5%	9%	8%	8%	4%	0%	1%	2%
CY	45%	44%	47%	32%	30%	27%	25%	9%	9%	6%	11%	4%	7%	2%	0%	0%	0%
LV	38%	37%	37%	28%	27%	21%	9%	16%	12%	8%	25%	1%	4%	2%	1%	0%	2%
LT	31%	38%	47%	20%	25%	16%	9%	12%	29%	9%	21%	2%	4%	2%	0%	0%	3%
LU	38%	27%	19%	38%	28%	25%	14%	18%	17%	27%	12%	6%	4%	4%	1%	0%	1%
HU	39%	28%	45%	13%	34%	21%	12%	18%	23%	12%	16%	3%	8%	3%	1%	0%	1%
MT	42%	53%	22%	40%	16%	24%	12%	14%	21%	10%	6%	8%	5%	2%	0%	0%	2%
AT	27%	26%	27%	17%	43%	26%	23%	20%	16%	26%	23%	10%	5%	5%	1%	0%	0%
NL	25%	31%	26%	41%	32%	29%	23%	13%	7%	22%	11%	10%	11%	5%	1%	0%	1%
PL	52%	37%	35%	13%	24%	22%	11%	8%	16%	5%	14%	3%	6%	4%	0%	0%	4%
PT	63%	43%	41%	27%	17%	15%	11%	8%	7%	5%	23%	4%	7%	3%	0%	0%	2%
RO	42%	53%	30%	32%	57%	13%	11%	12%	6%	6%	10%	3%	6%	4%	0%	0%	2%
SI	45%	26%	36%	17%	57%	19%	11%	20%	7%	20%	14%	2%	2%	1%	0%	1%	
SK	53%	32%	33%	17%	29%	26%	13%	18%	14%	16%	17%	4%	4%	4%	0%	0%	1%
FI	33%	31%	18%	33%	28%	31%	27%	16%	15%	18%	12%	14%	6%	4%	0%	0%	0%
SE	30%	23%	15%	43%	23%	26%	45%	20%	9%	31%	11%	11%	3%	3%	1%	0%	0%
UK	39%	40%	27%	37%	23%	17%	14%	12%	21%	22%	6%	4%	13%	2%	1%	1%	3%
HR	59%	18%	46%	23%	37%	24%	12%	15%	12%	10%	18%	4%	3%	3%	0%	0%	1%

Highest percentage per country	Lowest percentage per country
Highest percentage per item	Lowest percentage per item

(MAX. 3 ANSWERS POSSIBLE)

The socio-demographic data suggest that women are somewhat more likely than men (35% vs. 30%) to think that development policy should focus on health after 2015, whereas men are more likely to say that energy should be an area of focus (17% vs. 12%).

Older respondents are more inclined to emphasise certain areas of policy: people aged 55 and over are more likely than 15-24 year-olds to argue for a focus on food and agriculture (27% vs. 21%), health (35% vs. 30%), water and sanitation (16% vs. 11%), and peace and security (26% vs. 20%). However, 15-24 year-olds are more likely to emphasise education (39% vs. 25%) and energy (17% vs. 12%).

The respondent's level of education also influences the policy areas which he or she is likely to mention. People who left education aged 20 or over are more likely than their counterparts who left school aged 15 or under to advise placing a focus on education (36% vs. 24%), environmental protection (18% vs. 11%) and democracy and human rights (19% vs. 12%). Respondents in the latter group are more inclined to emphasise health (39% vs. 30%) and employment (51% vs. 38%).

Respondents who think that the EU should increase aid beyond what has already been promised are more likely than those who want to reduce EU aid to recommend focusing on education (34% vs. 26%) and democracy and human rights (18% vs. 10%), whereas those who want to reduce aid are more inclined to recommend focusing on employment (53% vs. 44%) and economic growth (37% vs. 26%).

QB6 Which of the following areas do you think development policy should focus on after 2015?

	Employment	Health	Economic growth	Education	Food and agriculture	Peace and security	Democracy and human rights	Environmental protection	Energy	Water and sanitation	Social protection	Gender equality	Trade	Access to information
EU27	44%	33%	31%	30%	25%	22%	16%	15%	15%	14%	14%	6%	6%	3%
Sex														
Male	44%	30%	32%	30%	26%	20%	16%	15%	17%	14%	13%	5%	8%	4%
Female	44%	35%	29%	30%	24%	23%	16%	15%	12%	14%	14%	7%	5%	3%
Age														
15-24	44%	30%	29%	39%	21%	20%	19%	17%	17%	11%	11%	8%	7%	4%
25-39	46%	33%	32%	32%	24%	18%	15%	15%	16%	13%	14%	5%	7%	4%
40-54	45%	31%	32%	29%	27%	21%	16%	16%	16%	15%	14%	6%	7%	3%
55+	42%	35%	29%	25%	27%	26%	15%	13%	12%	16%	14%	6%	6%	2%
Education (End of)														
15-	51%	39%	32%	24%	23%	21%	12%	11%	12%	13%	14%	5%	6%	2%
16-19	46%	33%	32%	26%	27%	23%	14%	14%	16%	14%	14%	6%	7%	3%
20+	38%	30%	29%	36%	26%	21%	19%	18%	15%	16%	14%	6%	6%	4%
Still studying	39%	29%	28%	43%	21%	21%	22%	20%	14%	13%	10%	9%	7%	4%
EU Aid promised to developing countries														
Increase beyond	44%	33%	26%	34%	23%	22%	18%	15%	15%	14%	15%	8%	6%	3%
Increase	41%	32%	29%	32%	26%	23%	18%	16%	15%	16%	14%	7%	6%	3%
Not increase	43%	33%	34%	28%	25%	20%	15%	14%	17%	14%	13%	6%	8%	3%
Reduce	53%	34%	37%	26%	25%	21%	10%	12%	14%	13%	15%	4%	7%	3%

(MAX. 3 ANSWERS POSSIBLE)

6.3 Achieving the Millennium Development Goals

- At least half of the respondents believe that all six Millennium Development Goals tested are at least partially achievable worldwide in the next ten years –

Finally, with regard to the continuing priorities set out by the Millennium Development Goals, respondents were asked whether six separate development goals are achievable or not achievable over the next ten years.

Almost a fifth of respondents (19%) think that it is fully achievable **to reduce to the minimum the number of women who die as a result of childbirth**, with a further 58% considering this to be partially achievable. Around a fifth of respondents (19%) say that it is not achievable to reduce to the minimum the number of women who die as a result of childbirth.

Reducing child mortality rates to the minimum is seen as being fully achievable by 14% of respondents, while 56% see this goal as being partially achievable. More than a quarter of respondents (26%) think that it is not achievable.

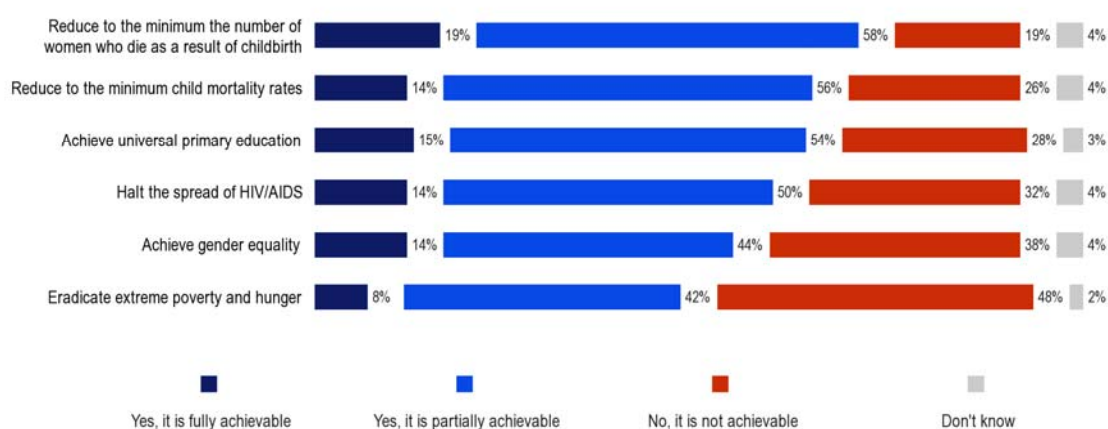
According to 15% of respondents, **achieving universal primary education** is fully achievable within ten years. A majority of people (54%) think that it is partially achievable, while 28% say it is not achievable.

Halting the spread of HIV/AIDS is fully achievable in the view of 14% of respondents, with half (50%) saying that it is partially achievable. Almost a third of respondents (32%) think that it is not achievable.

Achieving gender equality is also fully achievable within ten years in the view of 14% of respondents, with 44% saying that it is partially achievable. However, nearly four out of 10 respondents (38%) think that it is not achievable.






























Less than a tenth of respondents (8%) believe that **eradicating extreme poverty and hunger** is fully achievable with the next ten years, although 42% think that this is partially achievable. A majority (48%) say that this goal is simply not achievable.

QB7. For the following goals, please tell me if you think that it is fully achievable, partially achievable or not achievable worldwide in the next 10 years.



As the following table demonstrates, the eradication of extreme poverty and hunger is regarded as the most difficult goal to achieve in most Member States: this is the case in 21 EU countries, as well as in Croatia. In Italy, achieving gender equality comes in equal first position (39%). The exceptions are Austria, the Netherlands, Finland and Sweden, where more people say that achieving gender equality is the most unachievable goal; and Hungary and the Czech Republic, where more people think that halting the spread of HIV/AIDS is unachievable within ten years.

QB7 For the following goals, please tell me if you think that it is fully achievable, partially achievable or not achievable worldwide in the next 10 years.
Answer: No, it is not achievable

		Eradicate extreme poverty and hunger	Achieve gender equality	Halt the spread of HIV/AIDS	Achieve universal primary education	Reduce to the minimum child mortality rates	Reduce to the minimum the number of women who die as a result of childbirth
	EU27	48%	38%	32%	28%	26%	19%
	BE	46%	34%	31%	21%	21%	15%
	BG	49%	19%	39%	21%	20%	17%
	CZ	49%	32%	50%	27%	22%	16%
	DK	79%	68%	33%	53%	33%	26%
	DE	55%	51%	45%	33%	33%	26%
	EE	59%	47%	47%	32%	36%	29%
	IE	44%	28%	30%	28%	25%	15%
	EL	58%	26%	38%	30%	27%	22%
	ES	56%	36%	25%	32%	26%	20%
	FR	41%	35%	24%	22%	18%	12%
	IT	39%	39%	26%	31%	24%	19%
	CY	61%	42%	41%	35%	28%	23%
	LV	57%	36%	52%	29%	31%	24%
	LT	68%	42%	56%	35%	36%	32%
	LU	41%	40%	32%	24%	19%	11%
	HU	27%	25%	32%	20%	19%	13%
	MT	60%	25%	47%	26%	22%	18%
	AT	32%	36%	30%	20%	21%	18%
	NL	54%	59%	40%	24%	28%	22%
	PL	48%	29%	36%	20%	26%	21%
	PT	62%	39%	40%	38%	28%	25%
	RO	38%	20%	33%	18%	26%	18%
	SI	65%	47%	39%	33%	27%	24%
	SK	40%	35%	38%	30%	21%	16%
	FI	49%	50%	39%	44%	29%	22%
	SE	55%	62%	21%	44%	29%	22%
	UK	50%	38%	26%	29%	25%	15%
	HR	55%	32%	32%	25%	23%	19%

Highest percentage per country	<i>Lowest percentage per country</i>
Highest percentage per item	Lowest percentage per item

The socio-demographic data suggest that younger respondents are more inclined to think that all six goals are achievable within the next ten years. For example, 56% of 15-24 year-olds think that eradicating extreme poverty and hunger is achievable at least partially, compared with 47-48% of respondents aged 40 and over. Similarly, 68% of 15-24 year-olds say that gender equality is achievable at least partially, whereas only 53% of respondents aged 55 and over take this view.

In most cases, respondents with a higher level of education are more likely to think that the goals are achievable at least partially. For example, 73% of respondents who left education aged 20 or over think that the goal of reducing child mortality rates to the minimum is achievable at least partially within the next ten years, whereas only 64% of people who left school aged 15 or under take the same view.

Respondents who feel that it is important to help developing countries are more likely to think that the goals are achievable at least partially than people who do not regard it as important to help developing countries. For example, people who think it is important to help developing countries are more likely to regard eradicating extreme poverty and hunger as an achievable goal at least partially, by a margin of 52% to 38%. Similarly, they are more likely to think that halting the spread of HIV/AIDS is achievable at least partially, by a margin of 67% to 52%.

Respondents who advocate increasing EU aid to developing countries are more likely to think that the goals are achievable at least partially than those who would prefer to keep aid levels the same or to reduce them. For example, while 70% of people who would prefer to increase aid beyond the levels already promised say that halting the spread of HIV/AIDS is achievable, only 55% of respondents who want to reduce aid think that this is the case.

Individuals who have heard of or read about the Millennium Development Goals and know them are more likely to regard the goals as achievable at least partially than their counterparts who have never heard of the MDGs. For example, the majority of respondents (57%) who have heard of or read about the MDGs and know what they are think that eradicating extreme poverty and hunger is achievable at least partially, as opposed to 47% of people who have never heard of or read about them.

People who agree that they can play a role in tackling poverty are more likely to think that the goals are at least partially achievable than respondents who disagree that they can play a role. For example, 64% of respondents who believe they can play a role think that gender equality is an achievable goal at least partially, as opposed to 51% of people who do not think they can play a role.

Respondents who think that tackling poverty should be one of the main priorities of the EU are more inclined to say that the goals are achievable at least partially than those who do not think tackling poverty ought to be one of the main priorities of the EU. For example, 82% of people who think that tackling poverty should be one of the main priorities of the EU believe that reducing the number of women who die in childbirth to a minimum is an achievable goal at least partially, as opposed to 68% of those who do not think that tackling poverty should be one of the main priorities of the EU. Overall the results suggest that respondents with limited personal interest or involvement in development issues share less optimistic and more fatalistic views regarding development progress.

QB7 For the following goals, please tell me if you think that it is fully achievable, partially achievable or not achievable worldwide in the next 10 years.

Answer: Total 'Yes'

	Reduce to the minimum the number of women who die as a result of childbirth	Reduce to the minimum child mortality rates	Achieve universal primary education	Halt the spread of HIV/AIDS	Achieve gender equality	Eradicate extreme poverty and hunger
EU27	77%	70%	69%	64%	58%	50%
Age						
15-24	82%	74%	76%	68%	68%	56%
25-39	78%	72%	70%	65%	62%	50%
40-54	77%	71%	68%	63%	54%	47%
55 +	73%	68%	66%	61%	53%	48%
Education (End of)						
15-	71%	64%	63%	59%	54%	45%
16-19	77%	70%	69%	62%	59%	50%
20+	78%	73%	69%	67%	55%	49%
Still studying	82%	75%	76%	68%	67%	56%
Help developing countries						
Total 'Important'	79%	73%	72%	67%	60%	52%
Total 'Not important'	66%	60%	57%	52%	50%	38%
EU Aid promised to developing countries						
Increase beyond	79%	74%	74%	70%	65%	59%
Increase	80%	74%	73%	68%	61%	55%
Not increase	73%	67%	65%	60%	54%	43%
Reduce	72%	64%	61%	55%	51%	38%
Millennium Development Goals						
Know what it is	82%	76%	72%	70%	58%	57%
Do not know what it is	78%	74%	71%	67%	59%	55%
Never heard of it	76%	70%	68%	63%	58%	47%
You can play a role in tackling poverty						
Total 'Agree'	83%	78%	75%	73%	64%	58%
Total 'Disagree'	72%	64%	63%	54%	51%	40%
Tackling poverty should be one of the main priorities of the EU						
Total 'Agree'	82%	76%	74%	69%	64%	56%
Total 'Disagree'	68%	63%	59%	53%	47%	37%

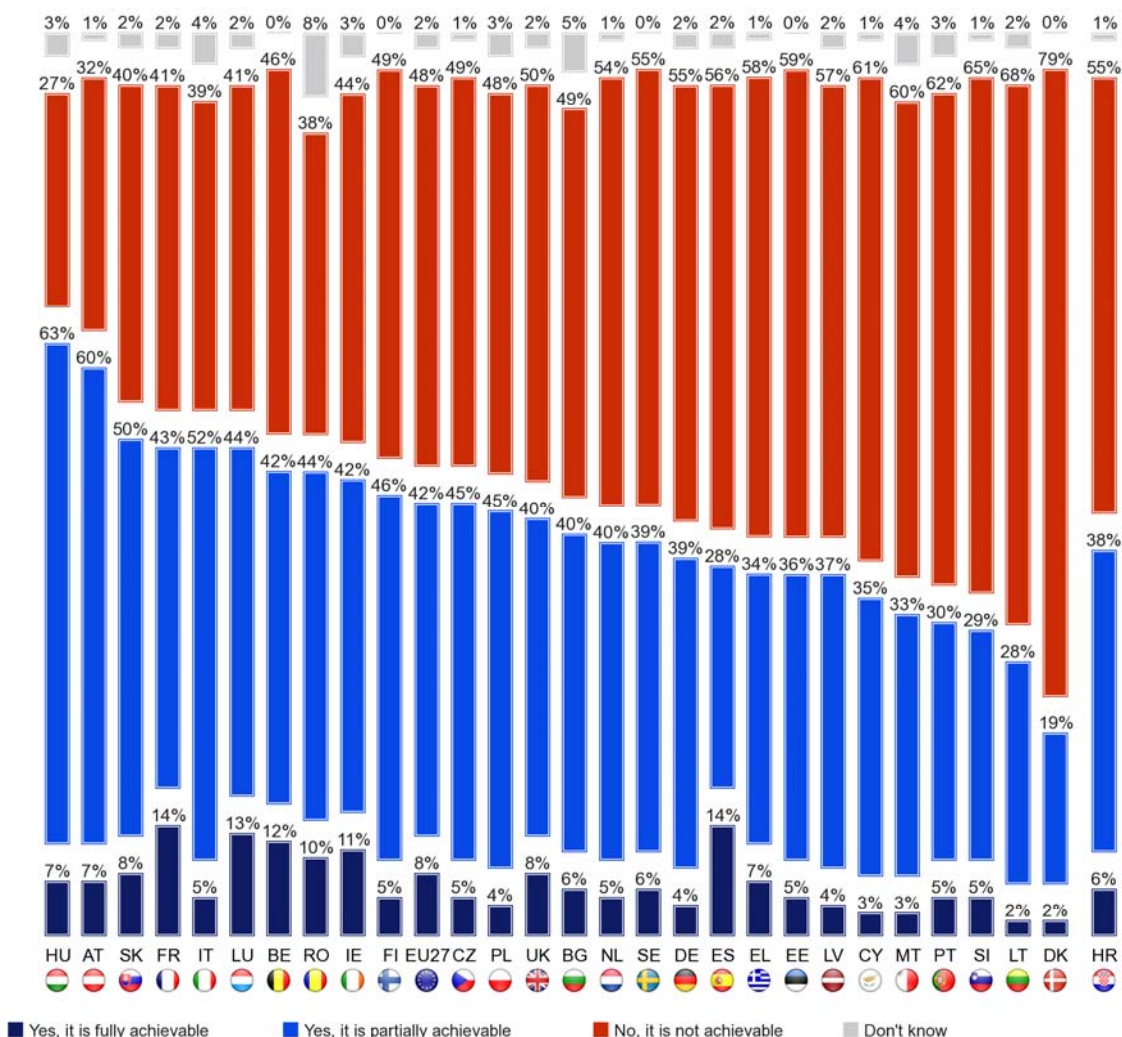
6.3.1 Eradicate extreme poverty and hunger

- In 14 Member States at least half of the respondents say that eradicating extreme poverty and hunger within the next ten years is not achievable -

In 11 Member States, at least 50% of respondents think that eradicating extreme poverty and hunger within the next ten years is either fully or partially achievable – though it is important to note that in all cases far more people describe the eradication of poverty and hunger as being partially achievable than fully achievable. People are most optimistic about this issue in Hungary (70%), Austria (67%) and Slovakia (58%). In six Member States, less than 40% of people see this goal as being either fully or partially achievable: Denmark (21%), Lithuania (30%), Slovenia (34%), Portugal (35%), Malta (36%) and Cyprus (38%). In 14 Member States, at least 50% of people say that eradicating extreme poverty and hunger within the next ten years is not achievable.

QB7.1. For the following goals, please tell me if you think that it is fully achievable, partially achievable or not achievable worldwide in the next 10 years.

Eradicate extreme poverty and hunger.



6.3.2 Universal primary education

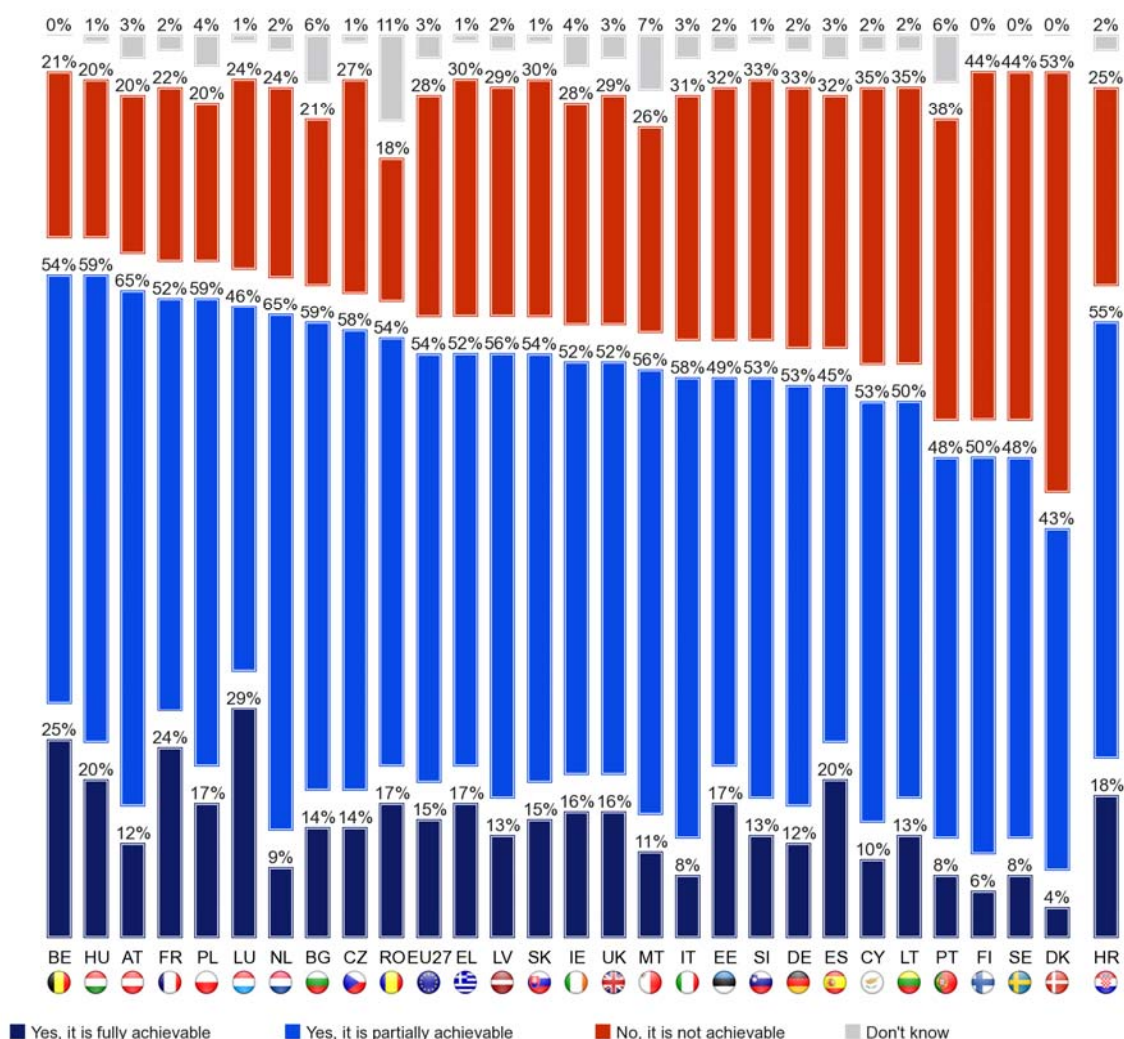
- In all Member States except Denmark a majority of respondents say that achieving universal primary education within the next ten years is at least partially achievable -

In all but one Member State, over 50% of respondents think that achieving universal primary education within the next ten years is either fully or partially achievable. This view is particularly strong in Belgium (79%), Hungary (79%) and Austria (77%). Denmark is the only country in which a majority of people say that achieving universal primary education is unachievable (53% vs. 47%).

In five Member States, at least a fifth of respondents think that achieving universal primary education within the next ten years is fully achievable: Luxembourg (29%), Belgium (25%), France (24%), Hungary (20%) and Spain (20%).

QB7.2. For the following goals, please tell me if you think that it is fully achievable, partially achievable or not achievable worldwide in the next 10 years.

Achieve universal primary education.



6.3.3 Gender equality

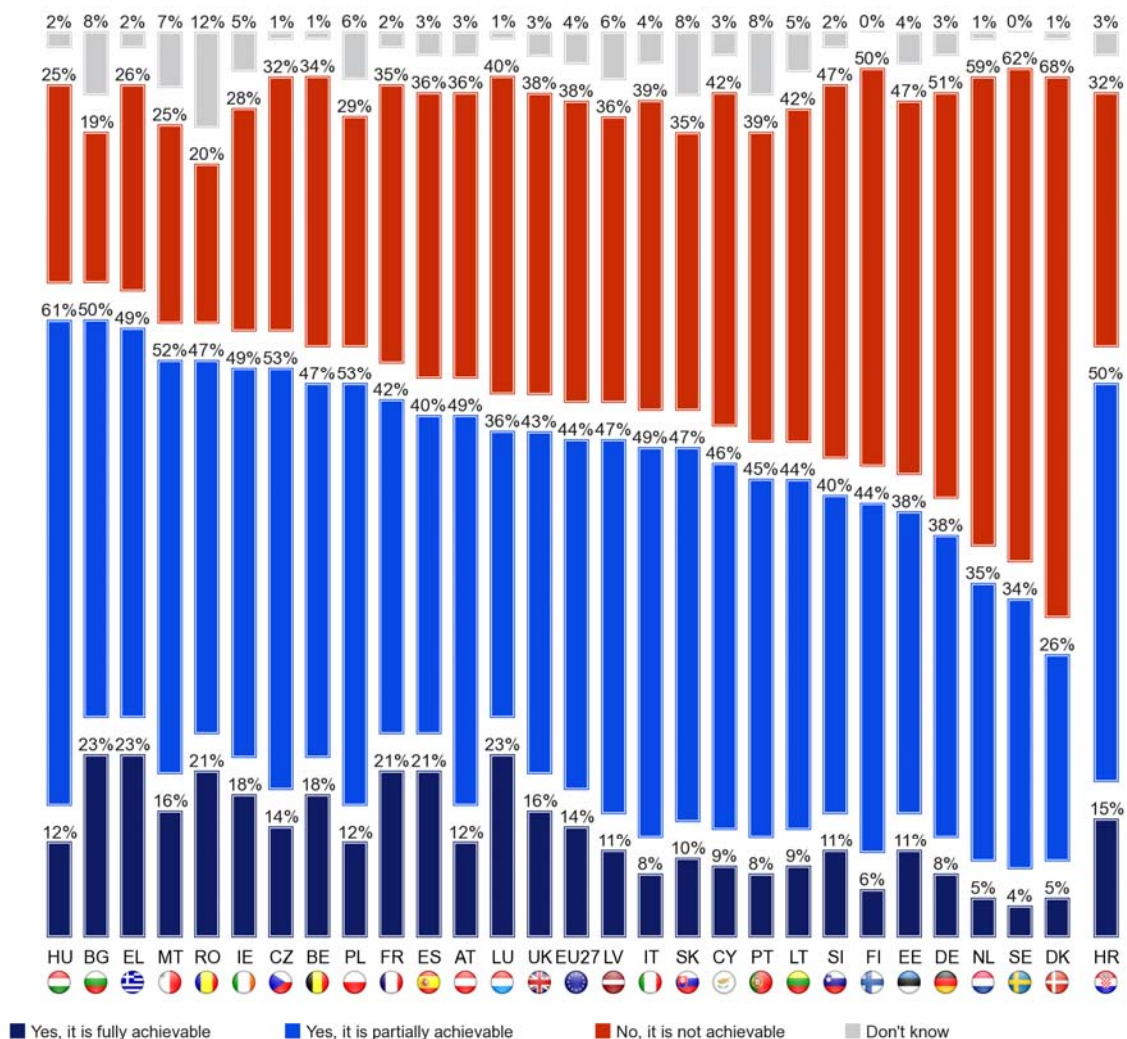
- In 22 Member States at least half of the respondents think that gender equality is fully or partially achievable within the next ten years -

In all but five Member States, at least 50% of respondents think that achieving gender equality within the next ten years is either a fully or partially achievable goal. The highest numbers of people think it is achievable in Hungary (73%), Bulgaria (73%) and Greece (72%). The five exceptions, where less than half of the respondents regard gender equality as an achievable goal, are Denmark (31%), Sweden (38%), the Netherlands (40%), Germany (46%) and Estonia (49%). In Finland opinion is equally divided, with 50% seeing gender equality as achievable and 50% seeing it as unachievable.

In six Member States, at least a fifth of respondents think that achieving gender equality within the next ten years is fully achievable: Luxembourg (23%), Bulgaria (23%), Greece (23%), Romania (21%), France (21%), and Spain (21%).

QB7.3. For the following goals, please tell me if you think that it is fully achievable, partially achievable or not achievable worldwide in the next 10 years.

Achieve gender equality.



6.3.4 Reduce child mortality rates

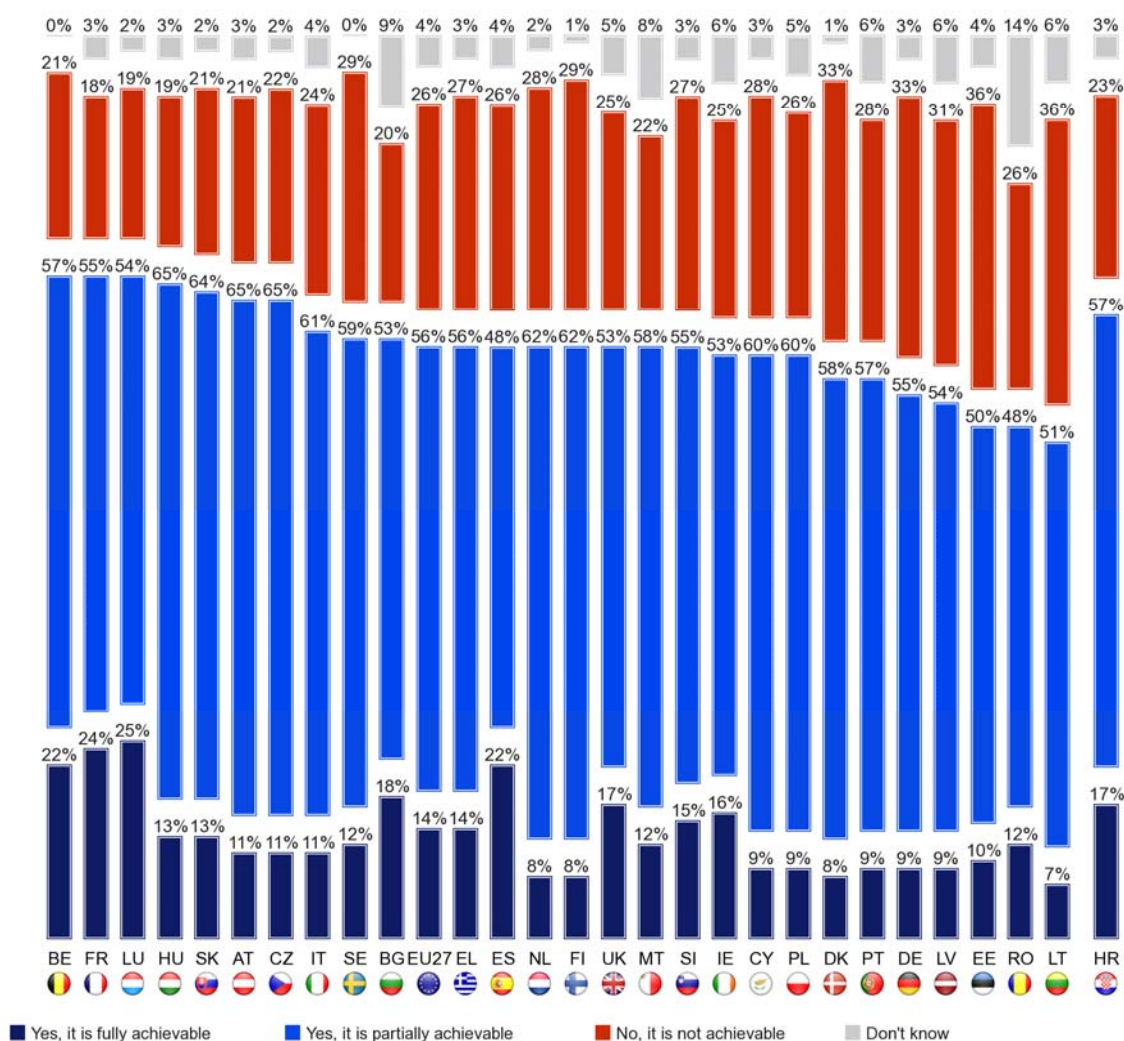
- Reducing child mortality rates is seen as a goal that is at least partially achievable by an absolute majority of respondents in all European countries –

A majority of respondents in all Member States, and also in Croatia, think that reducing child mortality rates to the minimum is either fully or partially achievable within the next ten years. The highest numbers of people who think it is achievable are in Belgium, France and Luxembourg (all 79%). Lithuania (58%), Romania (60%) and Estonia (60%) have the lowest numbers of people who see this as an achievable goal.

In four Member States, at least a fifth of respondents think that reducing child mortality rates to the minimum within the next ten years is fully achievable: Luxembourg (25%), France (24%), Belgium (22%), and Spain (22%).

QB7.4. For the following goals, please tell me if you think that it is fully achievable, partially achievable or not achievable worldwide in the next 10 years.

Reduce to the minimum child mortality rates.



6.3.5 Reduce the number of women who die as a result of childbirth

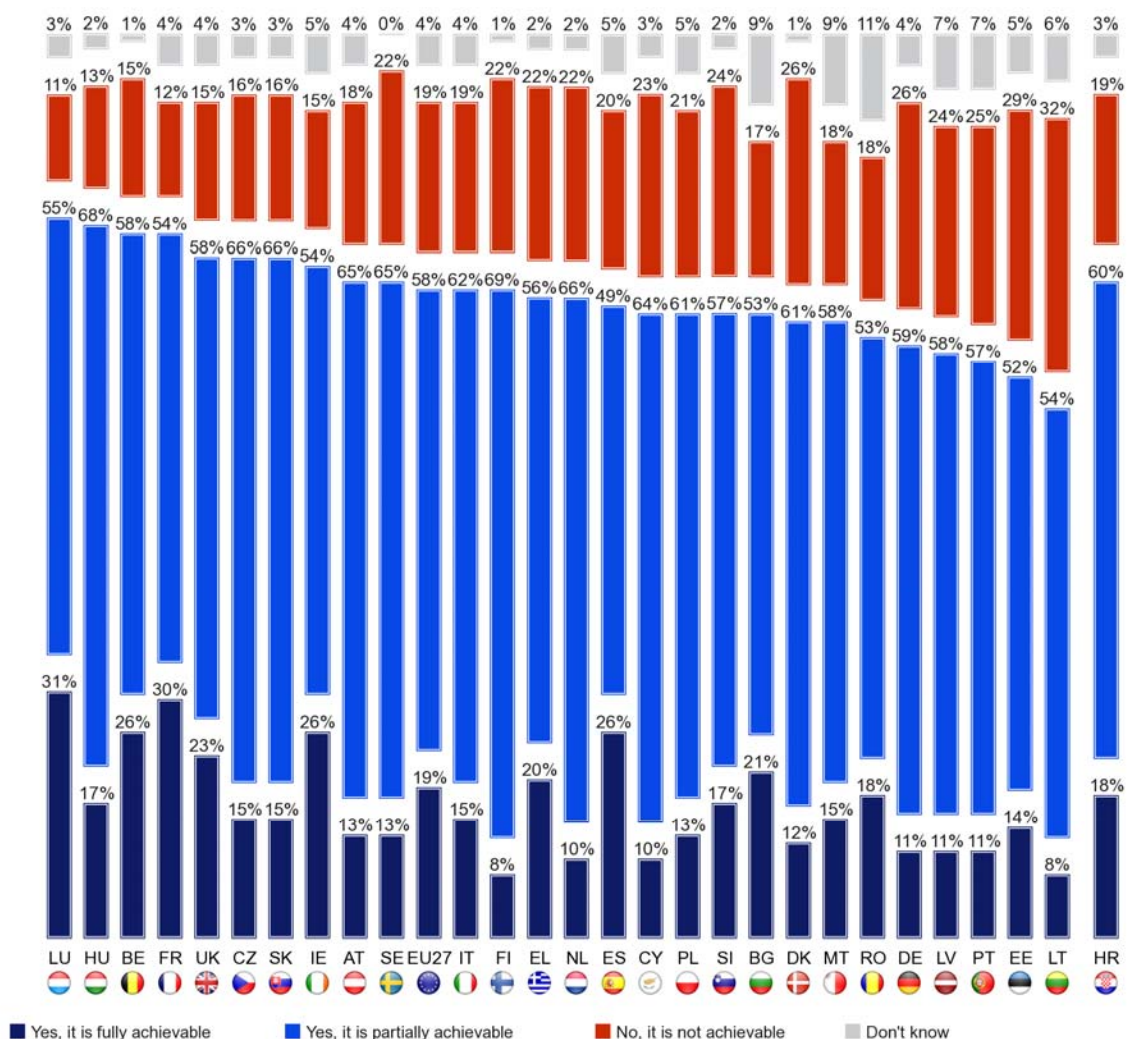
- Reducing the number of women who die as a result of childbirth is seen as an achievable goal by an absolute majority of people in all Member States –

An absolute majority of respondents in all Member States, plus Croatia, also think that reducing the number of women who die as a result of childbirth to the minimum is either fully or partially achievable within the next ten years. In Luxembourg 86% of respondents regard this as an achievable goal, as do relatively high numbers of people in Hungary (85%), Belgium (84%) and France (84%). Lithuania (62%), Estonia (66%) and Portugal (68%) have the lowest numbers of people who see this as a fully or partially achievable goal.

On this question, at least a fifth of respondents think that reducing the number of women who die as a result of childbirth to the minimum within the next ten years is fully achievable in eight Member States, with at least 30% taking this view in Luxembourg (31%) and France (30%).

QB7.5. For the following goals, please tell me if you think that it is fully achievable, partially achievable or not achievable worldwide in the next 10 years.

Reduce to the minimum the number of women who die as a result of childbirth.



6.3.6 Halt the spread of HIV/AIDS

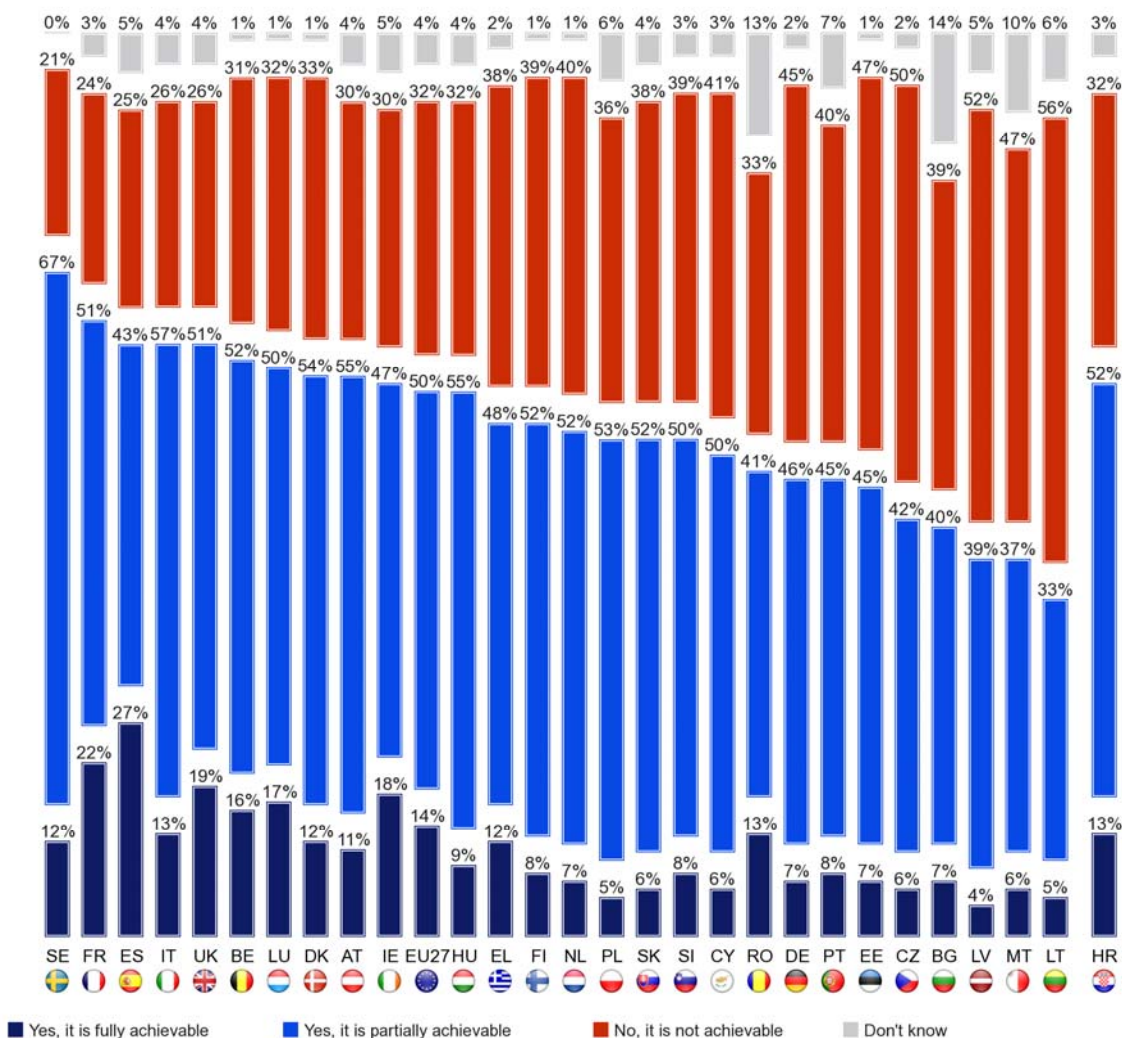
- In 22 Member States over 50% of respondents think halting the spread of HIV/AIDS is fully or partially achievable within the next ten years –

In all but five Member States, at least 50% of respondents say that halting the spread of HIV/AIDS is either fully or partially achievable within the next ten years. In Sweden 79% of respondents view this as an achievable goal, as do relatively high numbers of people in France (73%), Spain (70%), Italy (70%) and the UK (70%). The five exceptions, where less than half of the respondents consider halting the spread of HIV/AIDS to be achievable, are Lithuania (38%), Malta (43%), Latvia (43%), Bulgaria (47%) and the Czech Republic (48%).

At least a fifth of respondents think that halting the spread of HIV/AIDS within the next ten years is fully achievable in just two Member States: Spain (27%) and France (22%).

QB7.6. For the following goals, please tell me if you think that it is fully achievable, partially achievable or not achievable worldwide in the next 10 years.

Halt the spread of HIV/AIDS.



CONCLUSIONS

This survey's most significant finding is that support for development aid remains strong throughout Europe, in spite of the tough economic climate. More than six out of ten people think that aid should be increased, while only 18% of respondents argue that aid should be reduced.

Support for aid in general varies from country to country, but it is interesting to find that support for the provision of aid remains strong in some countries, notably Spain, which have been affected quite badly by the economic crisis. In fact, in Spain there has been a substantial increase (+11 points) over the past year in the number of people who think that the European Union should keep its promise to increase aid to developing countries. However, the opposite effect can be seen elsewhere, such as in Greece, where there has been an increase of seven points in the number of people who think that aid should not be increased. There is also firm support for EU development aid in Croatia which became a member of the EU shortly after the fieldwork of this survey: 86% of people in Croatia argue for aid to be increased, more than in any other Member State.

This sentiment is also reflected in the fact that a majority of Europeans now say that they are ready to pay more for products from developing countries, by a margin of 48% to 47%. This is a turnaround compared with 2012, when more people said they would not pay extra for such products, by a margin of 52% to 44%. However, the results are particularly polarised when it comes to asking respondents to make a personal contribution: in Sweden 80% of people are prepared to pay more, compared with only 18% of respondents in Portugal. The most encouraging aspect to notice here is that there have again been positive changes in some of the countries hard hit by the economic crisis, with more people in Ireland (+12) and Spain (+7), for example, now ready to pay more for products from developing countries.

This kind of result suggests that Europeans may see an increasing need to press on with the development agenda. This might also be linked to the fact that nearly seven out of ten Europeans believe that development aid has a positive influence on EU citizens. At least two-thirds of people in all Member States also believe that it is important to help people in developing countries – though it is worth noting that there has been a slight decline in most countries since 2012 in the number of people who feel that this is important. Furthermore, Europeans identify the EU as well-placed to support countries in their development, with a majority of respondents in all Member States regarding the fight against poverty in developing countries as one of the main priorities for the EU. Respondents are more divided about whether this should be one of the main priorities for their national government. Indeed, in only 11 Member States does a majority of respondents think that this should be one of the main priorities of their national government.

Europeans also express strong preferences for the areas they would like development policy to focus on in the future. Issues such as employment, health, economic growth and education receive very firm support, while issues such as gender equality, trade and access to information are not seen as being high priorities.

Finally, it is also encouraging to find that Europeans are on the whole quite optimistic about what the world can realistically achieve in overcoming major development challenges. At least 50% of people think that all six of the development objectives discussed in the report are at least partially achievable – a statistic which makes a strong case for the EU to stick to its development agenda.

ANNEXES

TECHNICAL SPECIFICATIONS

SPECIAL EUROBAROMETER 405

EU Development Aid and the Millennium Development Goals

TECHNICAL SPECIFICATIONS

Between the 24 May and 9 June 2013, TNS opinion & social, a consortium created between TNS plc and TNS opinion, carried out the wave 79.4 of the EUROBAROMETER survey, on request of the EUROPEAN COMMISSION, Directorate-General for Communication, "Strategy, Corporate Communication Actions and Eurobarometer".

The Special EUROBAROMETER 405 survey is part of wave 79.4 and covers the population of the respective nationalities of the European Union Member States, resident in each of the Member States and aged 15 years and over.

The Special EUROBAROMETER 405 survey has also been conducted in Croatia where the survey covers the national population of citizens and the population of citizens of all the European Union Member States that are residents in this country and have a sufficient command of the national languages to answer the questionnaire.

The basic sample design applied in all states is a multi-stage, random (probability) one. In each country, a number of sampling points was drawn with probability proportional to population size (for a total coverage of the country) and to population density.

In order to do so, the sampling points were drawn systematically from each of the "administrative regional units", after stratification by individual unit and type of area. They thus represent the whole territory of the countries surveyed according to the EUROSTAT NUTS II (or equivalent) and according to the distribution of the resident population of the respective nationalities in terms of metropolitan, urban and rural areas. In each of the selected sampling points, a starting address was drawn, at random. Further addresses (every Nth address) were selected by standard "random route" procedures, from the initial address. In each household, the respondent was drawn, at random (following the "closest birthday rule"). All interviews were conducted face-to-face in people's homes and in the appropriate national language. As far as the data capture is concerned, CAPI (*Computer Assisted Personal Interview*) was used in those countries where this technique was available.

For each country a comparison between the sample and the universe was carried out. The Universe description was derived from Eurostat population data or from national statistics offices. For all countries surveyed, a national weighting procedure, using marginal and intercellular weighting, was carried out based on this Universe description. In all countries, gender, age, region and size of locality were introduced in the iteration procedure. For international weighting (i.e. EU averages), TNS Opinion & Social applies the official population figures as provided by EUROSTAT or national statistic offices. The total population figures for input in this post-weighting procedure are listed below.

Readers are reminded that survey results are estimations, the accuracy of which, everything being equal, rests upon the sample size and upon the observed percentage. With samples of about 1,000 interviews, the real percentages vary within the following confidence limits:

Statistical Margins due to the sampling process (at the 95% level of confidence)											
<i>various sample sizes are in rows</i>						<i>various observed results are in columns</i>					
	5%	10%	15%	20%	25%	30%	35%	40%	45%	50%	
	95%	90%	85%	80%	75%	70%	65%	60%	55%	50%	
N=50	6,0	8,3	9,9	11,1	12,0	12,7	13,2	13,6	13,8	13,9	N=50
N=500	1,9	2,6	3,1	3,5	3,8	4,0	4,2	4,3	4,4	4,4	N=500
N=1000	1,4	1,9	2,2	2,5	2,7	2,8	3,0	3,0	3,1	3,1	N=1000
N=1500	1,1	1,5	1,8	2,0	2,2	2,3	2,4	2,5	2,5	2,5	N=1500
N=2000	1,0	1,3	1,6	1,8	1,9	2,0	2,1	2,1	2,2	2,2	N=2000
N=3000	0,8	1,1	1,3	1,4	1,5	1,6	1,7	1,8	1,8	1,8	N=3000
N=4000	0,7	0,9	1,1	1,2	1,3	1,4	1,5	1,5	1,5	1,5	N=4000
N=5000	0,6	0,8	1,0	1,1	1,2	1,3	1,3	1,4	1,4	1,4	N=5000
N=6000	0,6	0,8	0,9	1,0	1,1	1,2	1,2	1,2	1,3	1,3	N=6000
N=7000	0,5	0,7	0,8	0,9	1,0	1,1	1,1	1,1	1,2	1,2	N=7000
N=7500	0,5	0,7	0,8	0,9	1,0	1,0	1,1	1,1	1,1	1,1	N=7500
N=8000	0,5	0,7	0,8	0,9	0,9	1,0	1,0	1,1	1,1	1,1	N=8000
N=9000	0,5	0,6	0,7	0,8	0,9	0,9	1,0	1,0	1,0	1,0	N=9000
N=10000	0,4	0,6	0,7	0,8	0,8	0,9	0,9	1,0	1,0	1,0	N=10000
N=11000	0,4	0,6	0,7	0,7	0,8	0,9	0,9	0,9	0,9	0,9	N=11000
N=12000	0,4	0,5	0,6	0,7	0,8	0,8	0,9	0,9	0,9	0,9	N=12000
N=13000	0,4	0,5	0,6	0,7	0,7	0,8	0,8	0,8	0,9	0,9	N=13000
N=14000	0,4	0,5	0,6	0,7	0,7	0,8	0,8	0,8	0,8	0,8	N=14000
N=15000	0,3	0,5	0,6	0,6	0,7	0,7	0,8	0,8	0,8	0,8	N=15000
	5%	10%	15%	20%	25%	30%	35%	40%	45%	50%	
	95%	90%	85%	80%	75%	70%	65%	60%	55%	50%	

SPECIAL EUROBAROMETER 405 "EU Development Aid and the Millennium Development Goals"

ABBR.	COUNTRIES	INSTITUTES	N° INTERVIEWS	FIELDWORK DATES		POPULATION 15+
BE	Belgium	TNS Dimarso	1.006	25/05/2013	09/06/2013	8.939.546
BG	Bulgaria	TNS BBSS	1.025	25/05/2013	02/06/2013	6.537.510
CZ	Czech Rep.	TNS Aisa	1.026	24/05/2013	06/06/2013	9.012.443
DK	Denmark	TNS Gallup DK	1.010	25/05/2013	09/06/2013	4.561.264
DE	Germany	TNS Infratest	1.505	24/05/2013	09/06/2013	64.336.389
EE	Estonia	Emor	1.008	24/05/2013	09/06/2013	945.733
IE	Ireland	IMS Millward Brown	1.001	25/05/2013	09/06/2013	3.522.000
EL	Greece	TNS ICAP	1.002	25/05/2013	08/06/2013	8.693.566
ES	Spain	TNS Demoscopia	1.008	24/05/2013	09/06/2013	39.127.930
FR	France	TNS Sofres	1.053	24/05/2013	08/06/2013	47.756.439
IT	Italy	TNS Italia	1.025	25/05/2013	07/06/2013	51.862.391
CY	Rep. of Cyprus	Synovate	506	24/05/2013	09/06/2013	660.400
LV	Latvia	TNS Latvia	1.018	25/05/2013	09/06/2013	1.447.866
LT	Lithuania	TNS LT	1.023	25/05/2013	09/06/2013	2.829.740
LU	Luxembourg	TNS ILReS	502	25/05/2013	09/06/2013	434.878
HU	Hungary	TNS Hoffmann Kft	1.033	25/05/2013	09/06/2013	8.320.614
MT	Malta	MISCO	500	24/05/2013	09/06/2013	335.476
NL	Netherlands	TNS NIPO	1.013	24/05/2013	09/06/2013	13.371.980
AT	Austria	Österreichisches Gallup-Institut	1.034	24/05/2013	09/06/2013	7.009.827
PL	Poland	TNS OBOP	1.000	25/05/2013	09/06/2013	32.413.735
PT	Portugal	TNS EUROTESTE	1.007	28/05/2013	09/06/2013	8.080.915
RO	Romania	TNS CSOP	1.053	25/05/2013	04/06/2013	18.246.731
SI	Slovenia	RM PLUS	1.005	25/05/2013	09/06/2013	1.759.701
SK	Slovakia	TNS Slovakia	1.000	25/05/2013	09/06/2013	4.549.955
FI	Finland	TNS Gallup Oy	1.003	25/05/2013	09/06/2013	4.440.004
SE	Sweden	TNS GALLUP	1.000	25/05/2013	09/06/2013	7.791.240
UK	United Kingdom	TNS UK	1.314	25/05/2013	09/06/2013	51.848.010
TOTAL EU27			26.680	24/05/2013	09/06/2013	408.836.283
HR	Croatia	Puls	1.000	25/05/2013	09/06/2013	3.749.400
TOTAL EU28			27.680	24/05/2013	09/06/2013	412.585.683

QUESTIONNAIRE

B. EU DEVELOPMENT AID AND MILLENIUM DEVELOPMENT GOALS (M)

The EU provides development aid to assist certain countries outside the EU in their fight against poverty and in their development. EU development aid consists of the aid provided by both the European Commission and the national Governments of the EU Member States.

QB1 In your opinion, is it very important, fairly important, not very important or not at all important to help people in developing countries?

(ONE ANSWER ONLY)

Very important	1
Fairly important	2
Not very important	3
Not at all important	4
DK	5

EB77.4 QA1

QB2 The EU (the European Commission and Member States) has promised to increase the level of its aid to developing countries. Given the current economic situation, which of the following statements best describes your opinion?

(READ OUT – ONE ANSWER ONLY)

We should increase aid to developing countries beyond what is already promised	1
We should keep our promise to increase aid to developing countries	2
We should not increase aid to developing countries even though it has been promised	3
We should reduce aid to developing countries as we can no longer afford it	4
DK	5

EB77.4 QA2

--

QB3	The current world population is around 7 billion people. Could you tell me approximately how many people in the world live in extreme poverty, that is on less than 1\$ a day?
-----	--

(SHOW CARD – READ OUT – ONE ANSWER ONLY)
--

Less than 500 million	1
Between 500 million and 1 billion	2
Between more than 1 billion and 1.5 billions	3
Between more than 1.5 billions and 2 billions	4
Between more than 2 billions and 2.5 billions	5
More than 2.5 billions	6
DK	7

NEW

--

QB4	Would you be prepared to pay more for groceries or other products from developing countries to support people living in these countries (for instance for fair trade products)?
-----	---

(READ OUT – ONE ANSWER ONLY)

No, you are not ready to pay more	1
Yes, you would be ready to pay up to 5% more	2
Yes, you would be ready to pay 6 to 10% more	3
Yes, you would be ready to pay more than 10% more	4
DK	5

EB77.4 QA9

--

QB5	Have you ever heard or read about the Millennium Development Goals?
-----	---

(READ OUT – ONE ANSWER ONLY) (M)

Yes, and you know what it is	1
Yes, but you don't really know what it is	2
No	3
DK	4

EB71.2 QF2

--

QB6	Which of the following areas do you think development policy should focus on after 2015?
-----	--

(SHOW CARD – READ OUT – ROTATE – MAX. 3 ANSWERS)
--

Food and agriculture	1,
Health	2,
Education	3,
Employment	4,
Gender equality	5,
Access to information	6,
Trade	7,
Water and sanitation	8,
Peace and security	9,
Environmental protection	10,
Democracy and human rights	11,
Energy	12,
Economic growth	13,
Social protection	14,
Other (SPONTANEOUS)	15,
None (SPONTANEOUS)	16,
DK	17,

NEW (BASED ON EB77.4 QA4)

In the year 2000, Heads of State or Government representing nearly all countries in the world agreed on Millennium Development Goals to improve the lives of people in developing countries by the year 2015. (N)

--

QB7	For the following goals, please tell me if you think that it is fully achievable, partially achievable or not achievable worldwide in the next 10 years?
-----	--

(SHOW CARD WITH SCALE – ONE ANSWER PER LINE)
--

	(READ OUT)	Yes, it is fully achievable	Yes, it is partially achievable	No, it is not achievable	DK
1	Eradicate extreme poverty and hunger	1	2	3	4
2	Achieve universal primary education	1	2	3	4
3	Achieve gender equality	1	2	3	4
4	Reduce to the minimum child mortality rates	1	2	3	4
5	Reduce to the minimum the number of women who die as a result of childbirth	1	2	3	4
6	Halt the spread of HIV/AIDS	1	2	3	4

NEW

--

QB8	To what extent do you agree or disagree with each of the following statements regarding development aid.
-----	--

(SHOW CARD WITH SCALE – ONE ANSWER PER LINE)
--

	(READ OUT – ROTATE)	Totally agree	Tend to agree	Tend to disagree	Totally disagree	DK
--	---------------------	---------------	---------------	------------------	------------------	----

1	As an individual, you can play a role in tackling poverty in developing countries	1	2	3	4	5
2	Tackling poverty in developing countries should be one of the main priorities of the EU	1	2	3	4	5
3	Tackling poverty in developing countries should be one of the main priorities of the (NATIONALITY) Government	1	2	3	4	5
4	Tackling poverty in developing countries has a positive influence on EU citizens as well	1	2	3	4	5

NEW






























TABLES

SPECIAL EUROBAROMETER 405 "EU Development Aid and the Millennium Development Goals"

QB1 Selon vous, est-il très important, plutôt important, pas très important ou pas du tout important d'aider les populations des pays en développement ?

QB1 In your opinion, is it very important, fairly important, not very important or not at all important to help people in developing countries?






























QB1 Ist es Ihrer Meinung nach sehr wichtig, eher wichtig, nicht sehr wichtig oder überhaupt nicht wichtig, den Menschen in Entwicklungsländern zu helfen?

%		Très important		Plutôt important		Pas très important		Pas du tout important		NSP		Total 'Important'		Total 'Pas important'	
		Very important		Fairly important		Not very important		Not at all important		DK		Total 'Important'		Total 'Not important'	
		Sehr wichtig		Eher wichtig		Nicht sehr wichtig		Überhaupt nicht wichtig		WN		Total 'Important'		Gesamt 'Nicht wichtig'	
		EB	Diff. EB	EB	Diff. EB	EB	Diff. EB	EB	Diff. EB	EB	Diff. EB	EB	Diff. EB	EB	Diff. EB
		79.4	77.4	79.4	77.4	79.4	77.4	79.4	77.4	79.4	77.4	79.4	77.4	79.4	77.4
	EU 27	31	-6	52	4	12	2	3	0	2	0	83	-2	15	2
	BE	28	-7	52	2	16	5	4	0	0	0	80	-5	20	5
	BG	25	1	47	-3	13	1	7	1	8	0	72	-2	20	2
	CZ	22	-4	60	0	12	1	3	1	3	2	82	-4	15	2
	DK	37	-16	48	7	13	8	1	0	1	1	85	-9	14	8
	DE	41	-13	48	12	7	0	2	0	2	1	89	-1	9	0
	EE	14	-9	54	4	22	4	8	0	2	1	68	-5	30	4
	IE	41	0	44	-3	10	3	3	1	2	-1	85	-3	13	4
	EL	21	-13	56	9	18	4	4	0	1	0	77	-4	22	4
	ES	34	-3	50	-1	11	2	2	0	3	2	84	-4	13	2
	FR	25	-9	51	3	17	5	6	2	1	-1	76	-6	23	7
	IT	20	-3	58	-1	15	4	3	-2	4	2	78	-4	18	2
	CY	49	-14	34	9	10	4	6	2	1	-1	83	-5	16	6
	LV	21	-8	55	4	17	4	4	0	3	0	76	-4	21	4
	LT	26	-9	55	5	13	3	3	-1	3	2	81	-4	16	2
	LU	37	-16	52	16	8	1	2	-1	1	0	89	0	10	0
	HU	15	-5	51	-2	22	3	8	2	4	2	66	-7	30	5
	MT	35	-8	50	9	11	0	3	1	1	-2	85	1	14	1
	NL	31	-9	51	4	14	5	4	1	0	-1	82	-5	18	6
	AT	19	-8	63	7	13	2	3	-1	2	0	82	-1	16	1
	PL	24	-5	65	4	7	2	1	0	3	-1	89	-1	8	2
	PT	21	4	65	4	9	-6	3	-1	2	-1	86	8	12	-7
	RO	38	3	47	-1	7	0	3	1	5	-3	85	2	10	1
	SI	27	0	44	-1	20	1	7	-1	2	1	71	-1	27	0
	SK	16	-6	61	1	14	2	7	3	2	0	77	-5	21	5
	FI	32	-10	53	7	11	2	4	1	0	0	85	-3	15	3
	SE	62	-8	33	6	3	1	1	1	1	0	95	-2	4	2
	UK	35	-10	46	6	12	3	6	2	1	-1	81	-4	18	5
	HR	43		50		5		1		1		93		6	

QB2 L'UE (la Commission européenne et les Etats membres) a promis d'augmenter le niveau de l'aide au développement qu'elle fournit aux pays en développement. Au vu de la situation économique actuelle, laquelle des propositions suivantes se rapproche le plus de votre opinion ?

QB2 The EU (the European Commission and Member States) has promised to increase the level of its aid to developing countries. Given the current economic situation, which of the following statements best describes your opinion?






























QB2 Die EU (die Europäische Kommission und die Mitgliedstaaten) hat versprochen, ihre Hilfsmittel für Entwicklungsländer zu erhöhen. Welche der folgenden Aussagen entspricht angesichts der aktuellen wirtschaftlichen Lage am ehesten Ihrer Meinung?

		Nous devrions augmenter l'aide européenne aux pays en développement au-delà de ce qui a déjà été promis We should increase aid to developing countries beyond what is already promised Wir sollten die Entwicklungshilfe für die Entwicklungsländer stärker erhöhen als bisher versprochen		Nous devrions tenir notre promesse d'augmenter l'aide aux pays en développement We should keep our promise to increase aid to developing countries Wir sollten unser Versprechen halten, die Hilfsmittel für Entwicklungsländer zu erhöhen		Nous ne devrions pas augmenter l'aide aux pays en développement, même si cela a été promis We should not increase aid to developing countries even though it has been promised Wir sollten die Entwicklungshilfe für die Entwicklungsländer nicht erhöhen, auch wenn dies versprochen wurde		Nous devrions réduire l'aide aux pays en développement car nous ne sommes plus capables de l'assumer We should reduce aid to developing countries as we can no longer afford it Wir sollten die Entwicklungshilfe für die Entwicklungsländer verringern, da wir sie uns nicht mehr leisten können		NSP	
		Diff. EB 77.4		Diff. EB 77.4		Diff. EB 77.4		Diff. EB 77.4		Diff. EB 77.4	
%		EB 79.4	Diff. EB 77.4	EB 79.4	Diff. EB 77.4	EB 79.4	Diff. EB 77.4	EB 79.4	Diff. EB 77.4	EB 79.4	Diff. EB 77.4
	EU 27	11	-1	50	1	16	-1	18	0	5	1
	BE	12	3	49	-6	21	3	18	1	0	-1
	BG	7	1	23	1	24	-1	33	-5	13	4
	CZ	7	1	52	2	16	-4	21	-1	4	2
	DK	8	-3	64	-1	12	-2	15	6	1	0
	DE	9	-3	56	2	18	0	11	-2	6	3
	EE	7	-1	41	0	21	1	27	-2	4	2
	IE	13	6	43	0	18	-7	22	4	4	-3
	EL	9	-7	37	-2	23	10	27	-3	4	2
	ES	15	3	47	11	14	-12	19	-4	5	2
	FR	12	-1	52	-3	11	0	23	5	2	-1
	IT	11	-3	45	2	21	2	18	-3	5	2
	CY	10	-4	32	-5	24	7	32	3	2	-1
	LV	15	3	45	-8	14	2	20	2	6	1
	LT	7	-2	48	0	17	-3	20	2	8	3
	LU	9	-3	63	2	11	-2	15	3	2	0
	HU	9	2	42	-2	23	2	23	-3	3	1
	MT	12	4	49	3	18	-4	15	-5	6	2
	NL	4	0	47	-2	22	-5	25	6	2	1
	AT	18	-2	56	2	10	0	15	1	1	-1
	PL	11	-3	58	8	14	-3	9	-4	8	2
	PT	14	2	46	-2	17	4	14	-8	9	4
	RO	23	2	43	1	10	2	12	-4	12	-1
	SI	14	3	40	2	18	-1	25	-6	3	2
	SK	7	0	52	0	14	-1	22	-2	5	3
	FI	3	-1	47	-10	28	7	20	3	2	1
	SE	10	0	71	1	12	0	5	-1	2	0
	UK	10	0	50	1	13	-3	23	2	4	0
	HR	26		60		6		6		2	

QB3 La population mondiale actuelle est d'environ 7 milliards de personnes. Pourriez-vous me dire approximativement combien de personnes dans le monde vivent dans l'extrême pauvreté, c'est-à-dire avec moins de 1 \$ par jour ?

QB3 The current world population is around 7 billion people. Could you tell me approximately how many people in the world live in extreme poverty, that is on less than \$1 a day?






























QB3 Die Weltbevölkerung beträgt derzeit rund 7 Milliarden Menschen. Können Sie mir ungefähr sagen, wie viele Menschen weltweit in extremer Armut leben, d.h. von weniger als einem US-Dollar pro Tag?

		Moins de 500 millions	Entre 500 millions et 1 milliard	Entre plus d'1 milliard et 1.5 milliards	Entre plus d'1.5 milliards et 2 milliards	Entre plus de 2 milliards et 2.5 milliards	Plus de 2.5 milliards	NSP
		Less than 500 million	Between 500 million and 1 billion	Between more than 1 billion and 1.5 billion	Between more than 1.5 billion and 2 billion	Between more than 2 billion and 2.5 billion	More than 2.5 billion	DK
		Weniger als 500 Millionen	Zwischen 500 Millionen und 1 Milliarde	Zwischen mehr als 1 Milliarde und 1,5 Milliarden	Zwischen mehr als 1,5 Milliarden und 2 Milliarden	Zwischen mehr als 2 Milliarden und 2,5 Milliarden	Mehr als 2,5 Milliarden	WN
%		EB 79.4	EB 79.4	EB 79.4	EB 79.4	EB 79.4	EB 79.4	EB 79.4
 EU 27		4	12	15	14	14	23	18
 BE		4	12	21	17	18	24	4
 BG		1	8	12	12	11	23	33
 CZ		7	18	20	15	14	16	10
 DK		2	16	21	21	19	17	4
 DE		3	11	16	16	16	26	12
 EE		3	10	14	16	16	23	18
 IE		6	15	16	13	14	20	16
 EL		3	7	14	14	15	39	8
 ES		1	8	10	10	12	29	30
 FR		1	11	14	15	21	25	13
 IT		9	20	19	10	6	10	26
 CY		1	6	10	12	16	32	23
 LV		2	11	18	14	16	20	19
 LT		3	11	15	13	11	22	25
 LU		1	8	15	20	19	28	9
 HU		4	15	16	16	13	21	15
 MT		5	7	11	12	14	17	34
 NL		1	9	18	17	19	27	9
 AT		4	19	24	20	12	8	13
 PL		3	14	15	14	9	20	25
 PT		2	8	13	13	10	22	32
 RO		3	7	7	10	11	30	32
 SI		1	9	17	17	17	30	9
 SK		5	16	21	19	14	13	12
 FI		2	15	16	19	24	21	3
 SE		2	12	19	18	20	26	3
 UK		3	8	12	16	16	29	16
 HR		2	9	16	17	19	28	9

QB3T La population mondiale actuelle est d'environ 7 milliards de personnes. Pourriez-vous me dire approximativement combien de personnes dans le monde vivent dans l'extrême pauvreté, c'est-à-dire avec moins de 1 \$ par jour ?

QB3T The current world population is around 7 billion people. Could you tell me approximately how many people in the world live in extreme poverty, that is on less than \$1 a day?






























QB3T Die Weltbevölkerung beträgt derzeit rund 7 Milliarden Menschen. Können Sie mir ungefähr sagen, wie viele Menschen weltweit in extremer Armut leben, d.h. von weniger als einem US-Dollar pro Tag?

		Sous-estime le nombre de personnes vivant dans l'extrême pauvreté	Estimation correcte	Surestime le nombre de personnes vivant dans l'extrême pauvreté	NSP
		Under-estimates the number of people living in extreme poverty	Correct estimation	Over-estimates the number of people living in extreme poverty	DK
		Unterschaetzung der Menschen, die in extremer Armut leben	Korrekte Schaetzung	Ueberschaetzung der Menschen, die in extremer Armut leben	WN
%		EB 79.4	EB 79.4	EB 79.4	EB 79.4
	EU 27	4	12	66	18
	BE	4	12	80	4
	BG	1	8	58	33
	CZ	7	18	65	10
	DK	2	16	78	4
	DE	3	11	74	12
	EE	3	10	69	18
	IE	6	15	63	16
	EL	3	7	82	8
	ES	1	8	61	30
	FR	1	11	75	13
	IT	9	20	45	26
	CY	1	6	70	23
	LV	2	11	68	19
	LT	3	11	61	25
	LU	1	8	82	9
	HU	4	15	66	15
	MT	5	7	54	34
	NL	1	9	81	9
	AT	4	19	64	13
	PL	3	14	58	25
	PT	2	8	58	32
	RO	3	7	58	32
	SI	1	9	81	9
	SK	5	16	67	12
	FI	2	15	80	3
	SE	2	12	83	3
	UK	3	8	73	16
	HR	2	9	80	9

QB4 Seriez-vous prêt(e) à payer plus pour des aliments ou d'autres produits provenant de pays en développement, afin d'aider les personnes qui habitent dans ces pays (par exemple pour des produits issus du commerce équitable) ?

QB4 Would you be prepared to pay more for groceries or other products from developing countries to support people living in these countries (for instance for fair trade products)?






























QB4 Wären Sie bereit, mehr Geld für Lebensmittel oder andere Produkte aus Entwicklungsländern zu bezahlen, um die dort lebenden Menschen zu unterstützen (z.B. für fair gehandelte Produkte)?

	%	Non, vous n'êtes pas prêt(e) à payer plus		Oui, vous seriez prêt(e) à payer 5% de plus		Oui, vous seriez prêt(e) à payer de 6 à 10% de plus		Oui, vous seriez prêt(e) à payer plus de 10% de plus		NSP		Total 'Oui'	
		No, you are not ready to pay more		Yes, you would be ready to pay up to 5% more		Yes, you would be ready to pay 6 to 10% more		Yes, you would be ready to pay more than 10% more		DK		Total 'Yes'	
		Nein, Sie wären nicht bereit, mehr zu bezahlen		Ja, Sie wären bereit, bis zu 5% mehr zu bezahlen		Ja, Sie wären bereit, zwischen 6% und 10% mehr zu bezahlen		Ja, Sie wären bereit, mehr als 10% mehr zu bezahlen		WN		Gesamt 'Ja'	
		EB 79.4	Diff. EB 77.4	EB 79.4	Diff. EB 77.4	EB 79.4	Diff. EB 77.4	EB 79.4	Diff. EB 77.4	EB 79.4	Diff. EB 77.4	EB 79.4	Diff. EB 77.4
 EU 27		47	-5	34	4	10	0	4	0	5	1	48	4
 BE		39	1	44	-2	12	0	4	0	1	1	60	-2
 BG		70	-8	19	5	2	0	0	0	9	3	21	5
 CZ		60	-9	29	7	6	1	1	0	4	1	36	8
 DK		36	1	37	0	17	-2	8	2	2	-1	62	0
 DE		30	-1	38	2	21	1	8	0	3	-2	67	3
 EE		67	-2	24	-1	6	2	1	0	2	1	31	1
 IE		46	-14	34	5	10	5	3	2	7	2	47	12
 EL		62	-4	30	2	5	0	1	1	2	1	36	3
 ES		52	-10	33	5	7	2	2	0	6	3	42	7
 FR		51	-1	35	2	9	-1	3	0	2	0	47	1
 IT		52	-8	31	7	8	1	1	-1	8	1	40	7
 CY		45	-7	39	4	7	2	0	-1	9	2	46	5
 LV		70	-8	24	6	2	1	1	1	3	0	27	8
 LT		66	-7	26	5	3	1	0	-1	5	2	29	5
 LU		25	-3	49	13	15	-3	10	-6	1	-1	74	4
 HU		66	-7	25	4	4	1	1	0	4	2	30	5
 MT		55	-5	34	7	3	0	1	0	7	-2	38	7
 NL		26	4	43	0	21	-3	8	-1	2	0	72	-4
 AT		37	-3	41	1	14	2	3	0	5	0	58	3
 PL		61	-6	30	5	3	-1	1	1	5	1	34	5
 PT		78	-5	15	6	2	0	1	0	4	-1	18	6
 RO		60	-6	24	7	2	-1	2	1	12	-1	28	7
 SI		62	-7	26	1	8	4	2	1	2	1	36	6
 SK		64	-5	27	3	4	1	0	0	5	1	31	4
 FI		30	-1	51	7	14	-4	5	-1	0	-1	70	2
 SE		17	-5	34	0	28	2	18	2	3	1	80	4
 UK		37	-6	43	5	12	0	5	1	3	0	60	6
 HR		36		41		13		6		4		60	

QB5 Avez-vous déjà entendu parler ou lu quelque chose sur les Objectifs du Millénaire pour le Développement ?

QB5 Have you ever heard or read about the Millennium Development Goals?






























QB5 Haben Sie schon einmal etwas über die Millennium-Entwicklungsziele gehört oder gelesen?

%		Oui, et vous savez ce que c'est		Oui, mais vous ne savez pas vraiment de quoi il s'agit		Non		NSP		Total 'Oui'	
		Yes, and you know what it is		Yes, but you don't really know what it is		No		DK		Total 'Yes'	
		Ja, und Sie wissen, was damit gemeint ist		Ja, aber Sie wissen nicht genau, was damit gemeint ist		Nein		WN		Gesamt 'Ja'	
		EB 79.4	Diff. EB 71.2	EB 79.4	Diff. EB 71.2	EB 79.4	Diff. EB 71.2	EB 79.4	Diff. EB 71.2	EB 79.4	Diff. EB 71.2
	EU 27	6	1	16	-3	77	3	1	-1	22	-2
	BE	11	4	23	2	66	-5	0	-1	34	6
	BG	4	2	19	9	74	-5	3	-6	23	11
	CZ	3	-1	12	-1	84	2	1	0	15	-2
	DK	2	-2	8	-4	90	6	0	0	10	-6
	DE	7	0	17	-2	75	2	1	0	24	-2
	EE	4	0	15	0	81	1	0	-1	19	0
	IE	7	0	14	-3	77	4	2	-1	21	-3
	EL	7	1	16	-1	77	0	0	0	23	0
	ES	7	2	12	-6	79	3	2	1	19	-4
	FR	2	0	7	-4	91	5	0	-1	9	-4
	IT	9	4	27	0	60	-4	4	0	36	4
	CY	3	1	7	-2	89	3	1	-2	10	-1
	LV	2	1	12	0	86	0	0	-1	14	1
	LT	3	-3	15	-4	81	8	1	-1	18	-7
	LU	4	-6	8	-9	86	15	2	0	12	-15
	HU	6	1	18	-2	75	1	1	0	24	-1
	MT	5	1	12	2	81	-2	2	-1	17	3
	NL	18	1	42	-5	39	4	1	0	60	-4
	AT	5	1	22	-6	72	6	1	-1	27	-5
	PL	6	2	10	-3	84	3	0	-2	16	-1
	PT	5	-1	20	-9	74	12	1	-2	25	-10
	RO	4	1	11	-3	80	7	5	-5	15	-2
	SI	5	-2	14	-18	80	20	1	0	19	-20
	SK	5	-2	17	-13	77	15	1	0	22	-15
	FI	4	-3	17	-11	79	14	0	0	21	-14
	SE	9	-1	44	9	46	-8	1	0	53	8
	UK	4	1	7	-4	89	4	0	-1	11	-3
	HR	7		13		79		1		20	

QB6 Sur quels secteurs, parmi les suivants, la politique de développement devrait-elle se concentrer après 2015 ? (MAX. 3 REPOSES)

QB6 Which of the following areas do you think development policy should focus on after 2015? (MAX. 3 ANSWERS)






























QB6 Auf welche der folgenden Bereiche sollte sich die Entwicklungspolitik nach dem Jahr 2015 Ihrer Meinung nach konzentrieren? (MAX. 3 ANTWORTEN)

		L'alimentation et l'agriculture	La santé	L'éducation	L'emploi	L'égalité des sexes	L'accès à l'information
		Food and agriculture	Health	Education	Employment	Gender equality	Access to information
		Ernährung und Landwirtschaft	Gesundheit	Bildung	Beschäftigung	Gleichberechtigung der Geschlechter	Zugang zu Informationen
%		EB 79.4	EB 79.4	EB 79.4	EB 79.4	EB 79.4	EB 79.4
	EU 27	25	33	30	44	6	3
	BE	23	28	33	36	6	4
	BG	32	43	21	57	2	3
	CZ	36	24	19	40	8	4
	DK	23	30	39	27	9	7
	DE	32	26	36	20	8	3
	EE	33	36	27	29	3	2
	IE	19	42	36	47	6	4
	EL	20	40	22	55	2	2
	ES	16	37	41	66	5	2
	FR	23	28	29	54	7	2
	IT	12	29	22	57	8	4
	CY	30	44	32	45	4	2
	LV	27	37	28	38	1	2
	LT	25	38	20	31	2	2
	LU	28	27	38	38	6	4
	HU	34	28	13	39	3	3
	MT	16	53	40	42	8	2
	NL	32	31	41	25	10	5
	AT	43	26	17	27	10	5
	PL	24	37	13	52	3	4
	PT	17	43	27	63	4	3
	RO	57	53	32	42	3	4
	SI	57	26	17	45	2	1
	SK	29	32	17	53	4	4
	FI	28	31	33	33	14	4
	SE	23	23	43	30	11	3
	UK	23	40	37	39	4	2
	HR	37	18	23	59	4	3

QB6 Sur quels secteurs, parmi les suivants, la politique de développement devrait-elle se concentrer après 2015 ? (MAX. 3 REponses)

QB6 Which of the following areas do you think development policy should focus on after 2015? (MAX. 3 ANSWERS)






























QB6 Auf welche der folgenden Bereiche sollte sich die Entwicklungspolitik nach dem Jahr 2015 Ihrer Meinung nach konzentrieren? (MAX. 3 ANTWORTEN)

		Le commerce	L'eau et l'assainissement	La paix et la sécurité	La protection de l'environnement	La démocratie et les droits de l'homme	L'énergie
		Trade	Water and sanitation	Peace and security	Environmental protection	Democracy and human rights	Energy
		Handel	Wasser und Abwassersystem	Frieden und Sicherheit	Umweltschutz	Demokratie und Menschenrechte	Energie
%		EB 79.4	EB 79.4	EB 79.4	EB 79.4	EB 79.4	EB 79.4
	EU 27	6	14	22	15	16	15
	BE	8	21	27	16	17	15
	BG	4	6	25	22	8	11
	CZ	5	24	27	17	16	8
	DK	10	20	30	20	29	10
	DE	3	22	33	20	23	18
	EE	3	11	27	19	9	12
	IE	11	14	13	10	12	12
	EL	9	9	17	12	10	16
	ES	4	7	11	8	15	5
	FR	5	15	29	20	11	20
	IT	8	5	13	16	13	15
	CY	7	6	27	9	25	9
	LV	4	8	21	16	9	12
	LT	4	9	16	12	9	29
	LU	4	27	25	18	14	17
	HU	8	12	21	18	12	23
	MT	5	10	24	14	12	21
	NL	11	22	29	13	23	7
	AT	5	26	26	20	23	16
	PL	6	5	22	8	11	16
	PT	7	5	15	8	11	7
	RO	6	6	13	12	11	6
	SI	2	20	19	20	11	7
	SK	4	16	26	18	13	14
	FI	6	18	31	16	27	15
	SE	3	31	26	20	45	9
	UK	13	22	17	12	14	21
	HR	3	10	24	15	12	12

QB6 Sur quels secteurs, parmi les suivants, la politique de développement devrait-elle se concentrer après 2015 ? (MAX. 3 REPOSES)

QB6 Which of the following areas do you think development policy should focus on after 2015? (MAX. 3 ANSWERS)






























QB6 Auf welche der folgenden Bereiche sollte sich die Entwicklungspolitik nach dem Jahr 2015 Ihrer Meinung nach konzentrieren? (MAX. 3 ANTWORTEN)

		La croissance économique	La protection sociale	Autre (SPONTANE)	Aucun (SPONTANE)	NSP
		Economic growth	Social protection	Other (SPONTANEOUS)	None (SPONTANEOUS)	DK
		Wirtschaftswachstum	Soziale Absicherung	Sonstiges (SPONTAN)	Nichts davon (SPONTAN)	WN
%		EB 79.4	EB 79.4	EB 79.4	EB 79.4	EB 79.4
	EU 27	31	14	0	0	2
	BE	26	17	0	0	1
	BG	39	11	0	0	1
	CZ	39	14	0	0	1
	DK	26	16	0	0	0
	DE	16	21	0	1	2
	EE	31	22	1	0	4
	IE	34	11	0	1	2
	EL	52	19	0	0	0
	ES	35	11	0	0	2
	FR	28	17	0	1	0
	IT	43	9	0	1	2
	CY	47	11	0	0	0
	LV	37	25	1	0	2
	LT	47	21	0	0	3
	LU	19	12	1	0	1
	HU	45	16	1	0	1
	MT	22	6	0	0	2
	NL	26	11	1	0	1
	AT	27	23	1	0	0
	PL	35	14	0	0	4
	PT	41	23	0	0	2
	RO	30	10	0	0	2
	SI	36	14	1	0	1
	SK	33	17	0	0	1
	FI	18	12	0	0	0
	SE	15	11	1	0	0
	UK	27	6	1	1	3
	HR	46	18	0	0	1

QB7.1 Pour chacun des objectifs suivants, pourriez-vous me dire si vous pensez qu'il est tout à fait réalisable, partiellement réalisable ou pas réalisable dans le monde entier dans les 10 prochaines années ? Réduire l'extrême pauvreté et la faim.

QB7.1 For the following goals, please tell me if you think that it is fully achievable, partially achievable or not achievable worldwide in the next 10 years. Eradicate extreme poverty and hunger.






























QB7.1 Bitte sagen Sie mir zu jedem der folgenden Ziele, ob dieses Ihrer Meinung nach in den nächsten 10 Jahren weltweit vollständig erreichbar, teilweise erreichbar oder nicht erreichbar ist. Extreme Armut und Hunger beseitigen.

		Oui, il est tout à fait réalisable	Oui, il est partiellement réalisable	Non, il n'est pas réalisable	NSP	Total 'Oui'
		Yes, it is fully achievable	Yes, it is partially achievable	No, it is not achievable	DK	Total 'Yes'
		Ja, dies ist vollständig erreichbar	Ja, dies ist teilweise erreichbar	Nein, dies ist nicht erreichbar	WN	Gesamt 'Ja'
%		EB 79.4	EB 79.4	EB 79.4	EB 79.4	EB 79.4
	EU 27	8	42	48	2	50
	BE	12	42	46	0	54
	BG	6	40	49	5	46
	CZ	5	45	49	1	50
	DK	2	19	79	0	21
	DE	4	39	55	2	43
	EE	5	36	59	0	41
	IE	11	42	44	3	53
	EL	7	34	58	1	41
	ES	14	28	56	2	42
	FR	14	43	41	2	57
	IT	5	52	39	4	57
	CY	3	35	61	1	38
	LV	4	37	57	2	41
	LT	2	28	68	2	30
	LU	13	44	41	2	57
	HU	7	63	27	3	70
	MT	3	33	60	4	36
	NL	5	40	54	1	45
	AT	7	60	32	1	67
	PL	4	45	48	3	49
	PT	5	30	62	3	35
	RO	10	44	38	8	54
	SI	5	29	65	1	34
	SK	8	50	40	2	58
	FI	5	46	49	0	51
	SE	6	39	55	0	45
	UK	8	40	50	2	48
	HR	6	38	55	1	44

QB7.2 Pour chacun des objectifs suivants, pourriez-vous me dire si vous pensez qu'il est tout à fait réalisable, partiellement réalisable ou pas réalisable dans le monde entier dans les 10 prochaines années ? Assurer l'éducation primaire pour tous.

QB7.2 For the following goals, please tell me if you think that it is fully achievable, partially achievable or not achievable worldwide in the next 10 years. Achieve universal primary education.






























QB7.2 Bitte sagen Sie mir zu jedem der folgenden Ziele, ob dieses Ihrer Meinung nach in den nächsten 10 Jahren weltweit vollständig erreichbar, teilweise erreichbar oder nicht erreichbar ist. Grundschulausbildung für alle gewährleisten.

		Oui, il est tout à fait réalisable	Oui, il est partiellement réalisable	Non, il n'est pas réalisable	NSP	Total 'Oui'
		Yes, it is fully achievable	Yes, it is partially achievable	No, it is not achievable	DK	Total 'Yes'
		Ja, dies ist vollständig erreichbar	Ja, dies ist teilweise erreichbar	Nein, dies ist nicht erreichbar	WN	Gesamt 'Ja'
%		EB 79.4	EB 79.4	EB 79.4	EB 79.4	EB 79.4
	EU 27	15	54	28	3	69
	BE	25	54	21	0	79
	BG	14	59	21	6	73
	CZ	14	58	27	1	72
	DK	4	43	53	0	47
	DE	12	53	33	2	65
	EE	17	49	32	2	66
	IE	16	52	28	4	68
	EL	17	52	30	1	69
	ES	20	45	32	3	65
	FR	24	52	22	2	76
	IT	8	58	31	3	66
	CY	10	53	35	2	63
	LV	13	56	29	2	69
	LT	13	50	35	2	63
	LU	29	46	24	1	75
	HU	20	59	20	1	79
	MT	11	56	26	7	67
	NL	9	65	24	2	74
	AT	12	65	20	3	77
	PL	17	59	20	4	76
	PT	8	48	38	6	56
	RO	17	54	18	11	71
	SI	13	53	33	1	66
	SK	15	54	30	1	69
	FI	6	50	44	0	56
	SE	8	48	44	0	56
	UK	16	52	29	3	68
	HR	18	55	25	2	73

QB7.3 Pour chacun des objectifs suivants, pourriez-vous me dire si vous pensez qu'il est tout à fait réalisable, partiellement réalisable ou pas réalisable dans le monde entier dans les 10 prochaines années ?
Parvenir à l'égalité entre les sexes.

QB7.3 For the following goals, please tell me if you think that it is fully achievable, partially achievable or not achievable worldwide in the next 10 years.
Achieve gender equality.






























QB7.3 Bitte sagen Sie mir zu jedem der folgenden Ziele, ob dieses Ihrer Meinung nach in den nächsten 10 Jahren weltweit vollständig erreichbar, teilweise erreichbar oder nicht erreichbar ist.
Die Gleichstellung der Geschlechter erreichen.

		Oui, il est tout à fait réalisable	Oui, il est partiellement réalisable	Non, il n'est pas réalisable	NSP	Total 'Oui'
		Yes, it is fully achievable	Yes, it is partially achievable	No, it is not achievable	DK	Total 'Yes'
		Ja, dies ist vollständig erreichbar	Ja, dies ist teilweise erreichbar	Nein, dies ist nicht erreichbar	WN	Gesamt 'Ja'
%		EB 79.4	EB 79.4	EB 79.4	EB 79.4	EB 79.4
	EU 27	14	44	38	4	58
	BE	18	47	34	1	65
	BG	23	50	19	8	73
	CZ	14	53	32	1	67
	DK	5	26	68	1	31
	DE	8	38	51	3	46
	EE	11	38	47	4	49
	IE	18	49	28	5	67
	EL	23	49	26	2	72
	ES	21	40	36	3	61
	FR	21	42	35	2	63
	IT	8	49	39	4	57
	CY	9	46	42	3	55
	LV	11	47	36	6	58
	LT	9	44	42	5	53
	LU	23	36	40	1	59
	HU	12	61	25	2	73
	MT	16	52	25	7	68
	NL	5	35	59	1	40
	AT	12	49	36	3	61
	PL	12	53	29	6	65
	PT	8	45	39	8	53
	RO	21	47	20	12	68
	SI	11	40	47	2	51
	SK	10	47	35	8	57
	FI	6	44	50	0	50
	SE	4	34	62	0	38
	UK	16	43	38	3	59
	HR	15	50	32	3	65

QB7.4 Pour chacun des objectifs suivants, pourriez-vous me dire si vous pensez qu'il est tout à fait réalisable, partiellement réalisable ou pas réalisable dans le monde entier dans les 10 prochaines années ? Réduire le taux de mortalité infantile à un niveau minimal.

QB7.4 For the following goals, please tell me if you think that it is fully achievable, partially achievable or not achievable worldwide in the next 10 years. Reduce to the minimum child mortality rates.

QB7.4 Bitte sagen Sie mir zu jedem der folgenden Ziele, ob dieses Ihrer Meinung nach in den nächsten 10 Jahren weltweit vollständig erreichbar, teilweise erreichbar oder nicht erreichbar ist. Die Kindersterblichkeitsrate auf ein Minimum senken.

		Oui, il est tout à fait réalisable	Oui, il est partiellement réalisable	Non, il n'est pas réalisable	NSP	Total 'Oui'
		Yes, it is fully achievable	Yes, it is partially achievable	No, it is not achievable	DK	Total 'Yes'
		Ja, dies ist vollständig erreichbar	Ja, dies ist teilweise erreichbar	Nein, dies ist nicht erreichbar	WN	Gesamt 'Ja'
%		EB 79.4	EB 79.4	EB 79.4	EB 79.4	EB 79.4
	EU 27	14	56	26	4	70
	BE	22	57	21	0	79
	BG	18	53	20	9	71
	CZ	11	65	22	2	76
	DK	8	58	33	1	66
	DE	9	55	33	3	64
	EE	10	50	36	4	60
	IE	16	53	25	6	69
	EL	14	56	27	3	70
	ES	22	48	26	4	70
	FR	24	55	18	3	79
	IT	11	61	24	4	72
	CY	9	60	28	3	69
	LV	9	54	31	6	63
	LT	7	51	36	6	58
	LU	25	54	19	2	79
	HU	13	65	19	3	78
	MT	12	58	22	8	70
	NL	8	62	28	2	70
	AT	11	65	21	3	76
	PL	9	60	26	5	69
	PT	9	57	28	6	66
	RO	12	48	26	14	60
	SI	15	55	27	3	70
	SK	13	64	21	2	77
	FI	8	62	29	1	70
	SE	12	59	29	0	71
	UK	17	53	25	5	70
	HR	17	57	23	3	74






























QB7.5 Pour chacun des objectifs suivants, pourriez-vous me dire si vous pensez qu'il est tout à fait réalisable, partiellement réalisable ou pas réalisable dans le monde entier dans les 10 prochaines années ? Réduire au minimum le nombre de femmes qui meurent des suites d'un accouchement.

QB7.5 For the following goals, please tell me if you think that it is fully achievable, partially achievable or not achievable worldwide in the next 10 years.

Reduce to the minimum the number of women who die as a result of childbirth.

QB7.5 Bitte sagen Sie mir zu jedem der folgenden Ziele, ob dieses Ihrer Meinung nach in den nächsten 10 Jahren weltweit vollständig erreichbar, teilweise erreichbar oder nicht erreichbar ist.






























Die Anzahl von Frauen, die infolge einer Geburt sterben, auf ein Minimum senken.

		Oui, il est tout à fait réalisable	Oui, il est partiellement réalisable	Non, il n'est pas réalisable	NSP	Total 'Oui'
		Yes, it is fully achievable	Yes, it is partially achievable	No, it is not achievable	DK	Total 'Yes'
		Ja, dies ist vollständig erreichbar	Ja, dies ist teilweise erreichbar	Nein, dies ist nicht erreichbar	WN	Gesamt 'Ja'
%		EB 79.4	EB 79.4	EB 79.4	EB 79.4	EB 79.4
	EU 27	19	58	19	4	77
	BE	26	58	15	1	84
	BG	21	53	17	9	74
	CZ	15	66	16	3	81
	DK	12	61	26	1	73
	DE	11	59	26	4	70
	EE	14	52	29	5	66
	IE	26	54	15	5	80
	EL	20	56	22	2	76
	ES	26	49	20	5	75
	FR	30	54	12	4	84
	IT	15	62	19	4	77
	CY	10	64	23	3	74
	LV	11	58	24	7	69
	LT	8	54	32	6	62
	LU	31	55	11	3	86
	HU	17	68	13	2	85
	MT	15	58	18	9	73
	NL	10	66	22	2	76
	AT	13	65	18	4	78
	PL	13	61	21	5	74
	PT	11	57	25	7	68
	RO	18	53	18	11	71
	SI	17	57	24	2	74
	SK	15	66	16	3	81
	FI	8	69	22	1	77
	SE	13	65	22	0	78
	UK	23	58	15	4	81
	HR	18	60	19	3	78

QB7.6 Pour chacun des objectifs suivants, pourriez-vous me dire si vous pensez qu'il est tout à fait réalisable, partiellement réalisable ou pas réalisable dans le monde entier dans les 10 prochaines années ? Arrêter la propagation du VIH\ sida.

QB7.6 For the following goals, please tell me if you think that it is fully achievable, partially achievable or not achievable worldwide in the next 10 years. Halt the spread of HIV/AIDS.

QB7.6 Bitte sagen Sie mir zu jedem der folgenden Ziele, ob dieses Ihrer Meinung nach in den nächsten 10 Jahren weltweit vollständig erreichbar, teilweise erreichbar oder nicht erreichbar ist. Die Ausbreitung von HIV/AIDS stoppen.

		Oui, il est tout à fait réalisable	Oui, il est partiellement réalisable	Non, il n'est pas réalisable	NSP	Total 'Oui'
		Yes, it is fully achievable	Yes, it is partially achievable	No, it is not achievable	DK	Total 'Yes'
		Ja, dies ist vollständig erreichbar	Ja, dies ist teilweise erreichbar	Nein, dies ist nicht erreichbar	WN	Gesamt 'Ja'
%		EB 79.4	EB 79.4	EB 79.4	EB 79.4	EB 79.4
	EU 27	14	50	32	4	64
	BE	16	52	31	1	68
	BG	7	40	39	14	47
	CZ	6	42	50	2	48
	DK	12	54	33	1	66
	DE	7	46	45	2	53
	EE	7	45	47	1	52
	IE	18	47	30	5	65
	EL	12	48	38	2	60
	ES	27	43	25	5	70
	FR	22	51	24	3	73
	IT	13	57	26	4	70
	CY	6	50	41	3	56
	LV	4	39	52	5	43
	LT	5	33	56	6	38
	LU	17	50	32	1	67
	HU	9	55	32	4	64
	MT	6	37	47	10	43
	NL	7	52	40	1	59
	AT	11	55	30	4	66
	PL	5	53	36	6	58
	PT	8	45	40	7	53
	RO	13	41	33	13	54
	SI	8	50	39	3	58
	SK	6	52	38	4	58
	FI	8	52	39	1	60
	SE	12	67	21	0	79
	UK	19	51	26	4	70
	HR	13	52	32	3	65

QB8.1 Dans quelle mesure êtes-vous d'accord ou pas d'accord avec chacune des propositions suivantes concernant l'aide au développement ?






























En tant qu'individu, vous pouvez jouer un rôle dans la lutte contre la pauvreté dans les pays en développement.

QB8.1 To what extent do you agree or disagree with each of the following statements regarding development aid?

As an individual, you can play a role in tackling poverty in developing countries.

QB8.1 Inwieweit stimmen Sie jeder der folgenden Aussagen zu Entwicklungshilfe zu oder nicht zu?

Als Einzelperson können Sie eine Rolle bei der Bekämpfung von Armut in Entwicklungsländern spielen.

		Tout à fait d'accord	Plutôt d'accord	Plutôt pas d'accord	Pas du tout d'accord	NSP	Total 'D'accord'	Total 'Pas d'accord'
		Totally agree	Tend to agree	Tend to disagree	Totally disagree	DK	Total 'Agree'	Total 'Disagree'
		Stimme voll und ganz zu	Stimme eher zu	Stimme eher nicht zu	Stimme überhaupt nicht zu	WN	Gesamt 'Stimme zu'	Gesamt 'Stimme nicht zu'
%		EB 79.4	EB 79.4	EB 79.4	EB 79.4	EB 79.4	EB 79.4	EB 79.4
	EU 27	13	39	28	16	4	52	44
	BE	12	39	33	15	1	51	48
	BG	1	9	26	55	9	10	81
	CZ	9	41	32	14	4	50	46
	DK	18	42	27	12	1	60	39
	DE	12	33	34	18	3	45	52
	EE	3	14	33	49	1	17	82
	IE	17	48	19	9	7	65	28
	EL	9	35	38	16	2	44	54
	ES	21	44	21	8	6	65	29
	FR	13	43	23	18	3	56	41
	IT	11	46	30	7	6	57	37
	CY	12	29	25	32	2	41	57
	LV	5	27	33	31	4	32	64
	LT	7	33	28	27	5	40	55
	LU	20	45	25	8	2	65	33
	HU	4	24	30	39	3	28	69
	MT	14	39	27	11	9	53	38
	NL	17	38	26	17	2	55	43
	AT	10	40	32	16	2	50	48
	PL	4	35	38	18	5	39	56
	PT	8	48	26	12	6	56	38
	RO	8	25	28	30	9	33	58
	SI	10	35	31	22	2	45	53
	SK	5	31	37	25	2	36	62
	FI	14	35	38	13	0	49	51
	SE	43	47	8	2	0	90	10
	UK	15	47	22	13	3	62	35
	HR	7	34	31	25	3	41	56

QB8.2 Dans quelle mesure êtes-vous d'accord ou pas d'accord avec chacune des propositions suivantes concernant l'aide au développement ?






























Lutter contre la pauvreté dans les pays en développement devrait être une des principales priorités de l'UE.

QB8.2 To what extent do you agree or disagree with each of the following statements regarding development aid?

Tackling poverty in developing countries should be one of the main priorities of the EU.

QB8.2 Inwieweit stimmen Sie jeder der folgenden Aussagen zu Entwicklungshilfe zu oder nicht zu?

Die Armutsbekämpfung in Entwicklungsländern sollte eines der Hauptziele der EU sein.

		Tout à fait d'accord	Plutôt d'accord	Plutôt pas d'accord	Pas du tout d'accord	NSP	Total 'D'accord'	Total 'Pas d'accord'
		Totally agree	Tend to agree	Tend to disagree	Totally disagree	DK	Total 'Agree'	Total 'Disagree'
		Stimme voll und ganz zu	Stimme eher zu	Stimme eher nicht zu	Stimme überhaupt nicht zu	WN	Gesamt 'Stimme zu'	Gesamt 'Stimme nicht zu'
%		EB 79.4	EB 79.4	EB 79.4	EB 79.4	EB 79.4	EB 79.4	EB 79.4
	EU 27	21	45	22	8	4	66	30
	BE	18	48	26	7	1	66	33
	BG	17	38	22	13	10	55	35
	CZ	12	45	29	11	3	57	40
	DK	21	47	25	6	1	68	31
	DE	25	44	22	6	3	69	28
	EE	11	38	30	17	4	49	47
	IE	25	44	19	8	4	69	27
	EL	22	41	28	7	2	63	35
	ES	29	42	18	6	5	71	24
	FR	20	43	26	9	2	63	35
	IT	16	48	25	7	4	64	32
	CY	47	30	11	10	2	77	21
	LV	17	42	27	10	4	59	37
	LT	13	44	25	10	8	57	35
	LU	23	49	24	4	0	72	28
	HU	16	42	27	12	3	58	39
	MT	27	51	13	2	7	78	15
	NL	14	39	30	15	2	53	45
	AT	17	48	24	9	2	65	33
	PL	15	55	18	5	7	70	23
	PT	21	55	17	4	3	76	21
	RO	35	43	12	4	6	78	16
	SI	24	39	23	11	3	63	34
	SK	8	43	31	14	4	51	45
	FI	19	55	20	5	1	74	25
	SE	36	50	10	3	1	86	13
	UK	21	45	20	10	4	66	30
	HR	31	51	12	4	2	82	16

QB8.3 Dans quelle mesure êtes-vous d'accord ou pas d'accord avec chacune des propositions suivantes concernant l'aide au développement ?






























Lutter contre la pauvreté dans les pays en développement devrait être une des principales priorités du Gouvernement (NATIONALITE).

QB8.3 To what extent do you agree or disagree with each of the following statements regarding development aid?

Tackling poverty in developing countries should be one of the main priorities of the (NATIONALITY) Government.

QB8.3 Inwieweit stimmen Sie jeder der folgenden Aussagen zu Entwicklungshilfe zu oder nicht zu?

Die Armutsbekämpfung in Entwicklungsländern sollte eines der Hauptziele der (NATIONALEN) Regierung sein.

		Tout à fait d'accord	Plutôt d'accord	Plutôt pas d'accord	Pas du tout d'accord	NSP	Total 'D'accord'	Total 'Pas d'accord'
		Totally agree	Tend to agree	Tend to disagree	Totally disagree	DK	Total 'Agree'	Total 'Disagree'
		Stimme voll und ganz zu	Stimme eher zu	Stimme eher nicht zu	Stimme überhaupt nicht zu	WN	Gesamt 'Stimme zu'	Gesamt 'Stimme nicht zu'
%		EB 79.4	EB 79.4	EB 79.4	EB 79.4	EB 79.4	EB 79.4	EB 79.4
	EU 27	13	35	32	16	4	48	48
	BE	10	39	35	15	1	49	50
	BG	9	17	33	31	10	26	64
	CZ	5	28	37	26	4	33	63
	DK	10	39	35	15	1	49	50
	DE	16	36	32	12	4	52	44
	EE	6	16	35	41	2	22	76
	IE	16	36	28	16	4	52	44
	EL	11	28	33	26	2	39	59
	ES	22	32	27	14	5	54	41
	FR	11	34	35	18	2	45	53
	IT	12	42	32	10	4	54	42
	CY	13	16	29	40	2	29	69
	LV	10	27	28	31	4	37	59
	LT	8	29	28	29	6	37	57
	LU	13	41	36	9	1	54	45
	HU	10	30	29	28	3	40	57
	MT	12	28	37	14	9	40	51
	NL	10	26	39	24	1	36	63
	AT	11	37	35	15	2	48	50
	PL	9	40	34	10	7	49	44
	PT	13	37	29	17	4	50	46
	RO	22	27	27	15	9	49	42
	SI	12	26	31	29	2	38	60
	SK	4	25	39	29	3	29	68
	FI	13	42	32	12	1	55	44
	SE	18	51	23	7	1	69	30
	UK	14	36	29	18	3	50	47
	HR	17	39	25	17	2	56	42

QB8.4 Dans quelle mesure êtes-vous d'accord ou pas d'accord avec chacune des propositions suivantes concernant l'aide au développement ?






























Lutter contre la pauvreté dans les pays en développement a une influence positive aussi sur les citoyens de l'UE.

QB8.4 To what extent do you agree or disagree with each of the following statements regarding development aid?

Tackling poverty in developing countries has a positive influence on EU citizens as well.

QB8.4 Inwieweit stimmen Sie jeder der folgenden Aussagen zu Entwicklungshilfe zu oder nicht zu?

Die Bekämpfung von Armut in Entwicklungsländern hat auch einen positiven Einfluss auf die EU-Bürger.

		Tout à fait d'accord	Plutôt d'accord	Plutôt pas d'accord	Pas du tout d'accord	NSP	Total 'D'accord'	Total 'Pas d'accord'
		Totally agree	Tend to agree	Tend to disagree	Totally disagree	DK	Total 'Agree'	Total 'Disagree'
		Stimme voll und ganz zu	Stimme eher zu	Stimme eher nicht zu	Stimme überhaupt nicht zu	WN	Gesamt 'Stimme zu'	Gesamt 'Stimme nicht zu'
%		EB 79.4	EB 79.4	EB 79.4	EB 79.4	EB 79.4	EB 79.4	EB 79.4
	EU 27	20	49	17	7	7	69	24
	BE	19	50	23	6	2	69	29
	BG	14	39	16	10	21	53	26
	CZ	10	43	30	9	8	53	39
	DK	30	52	12	3	3	82	15
	DE	21	47	18	8	6	68	26
	EE	12	49	24	10	5	61	34
	IE	21	49	17	5	8	70	22
	EL	21	50	21	5	3	71	26
	ES	33	45	11	4	7	78	15
	FR	19	49	18	7	7	68	25
	IT	15	51	21	6	7	66	27
	CY	41	33	14	4	8	74	18
	LV	12	49	23	9	7	61	32
	LT	16	51	16	7	10	67	23
	LU	23	51	20	3	3	74	23
	HU	9	52	21	10	8	61	31
	MT	15	45	17	3	20	60	20
	NL	22	43	22	9	4	65	31
	AT	15	53	21	6	5	68	27
	PL	11	61	16	4	8	72	20
	PT	17	56	14	4	9	73	18
	RO	22	41	15	7	15	63	22
	SI	16	44	23	12	5	60	35
	SK	7	46	29	10	8	53	39
	FI	28	55	12	3	2	83	15
	SE	43	44	8	3	2	87	11
	UK	22	48	16	8	6	70	24
	HR	27	56	10	3	4	83	13